
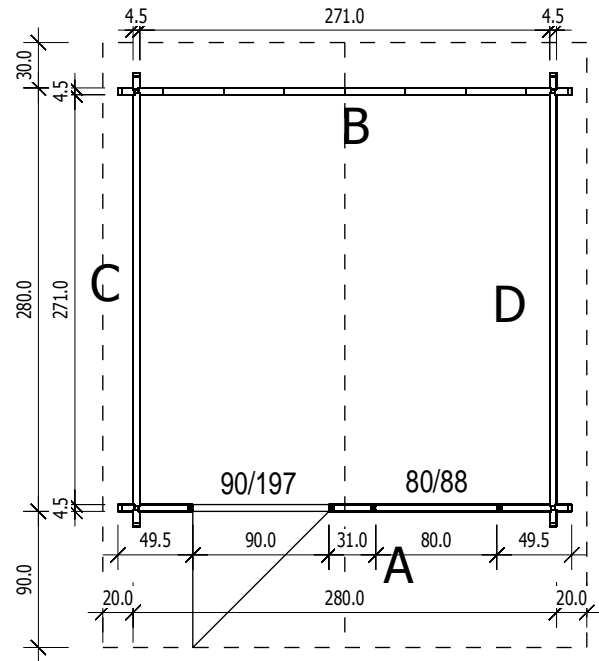


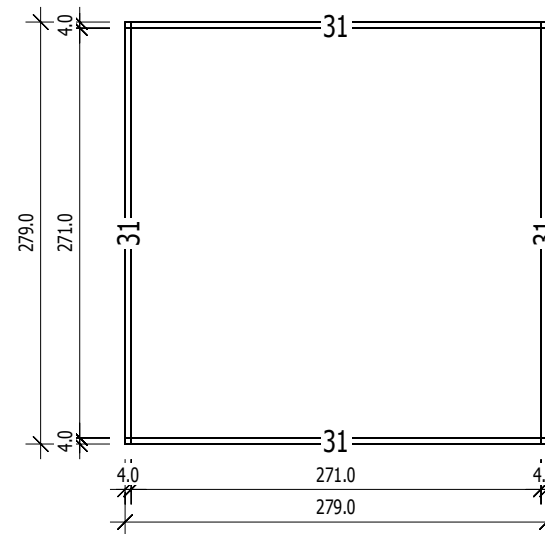
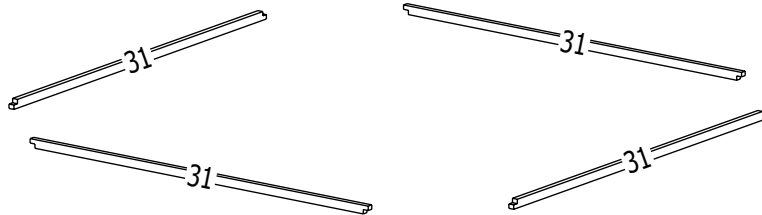
Village-3030



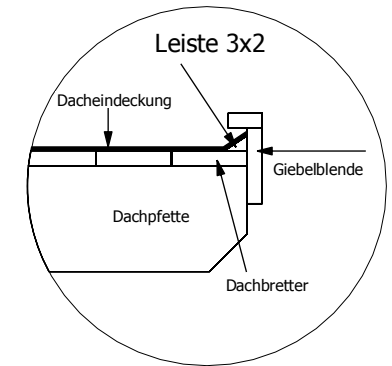
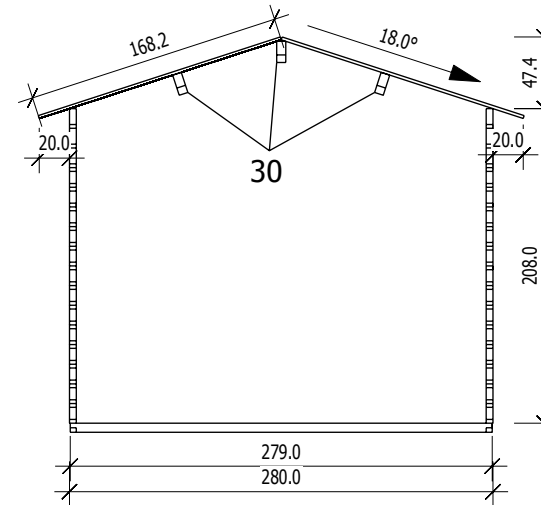
Grundriss



Grundrahmenplan



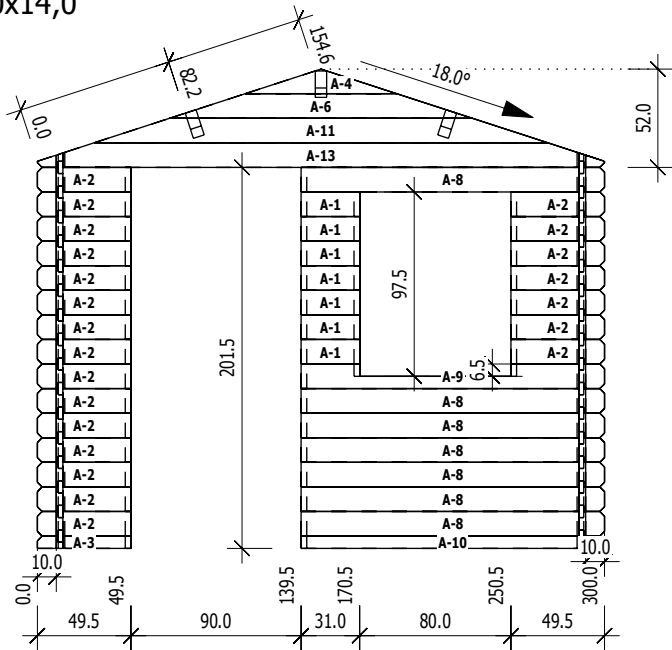
Schnitt



4,5

Nr.	B	H	L	Psc
	[cm]	[cm]	[cm]	
31	4,0	6,0	279,0	4

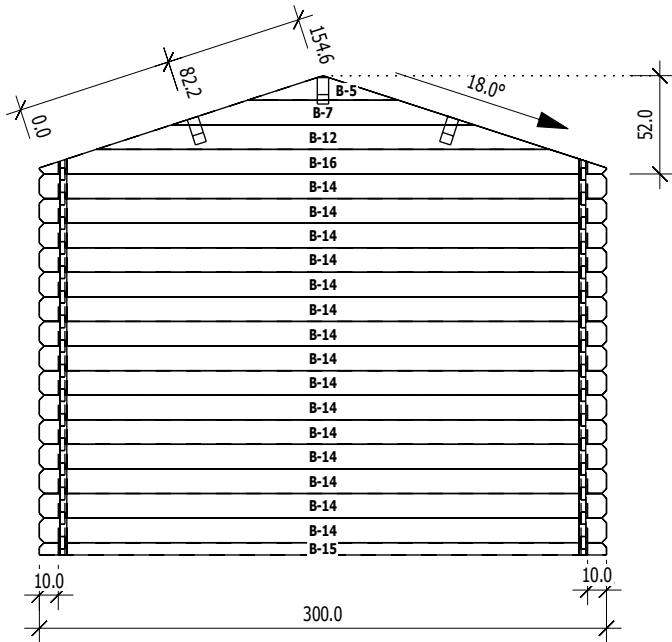
A Gegnes 6,0x14,0
M 1:40



Ansicht von Aussen

	Nr	H	L	Psc
A	1	13.0	31.0	7
A	2	13.0	49.5	22
A	3	6.5	49.5	1
A	4	13.0	80.0	1
A	6	13.0	160.0	1
A	8	13.0	160.5	7
A	9	13.0	160.5	1
A	10	6.5	160.5	1
A	11	13.0	240.0	1
A	13	13,0	300,0	1

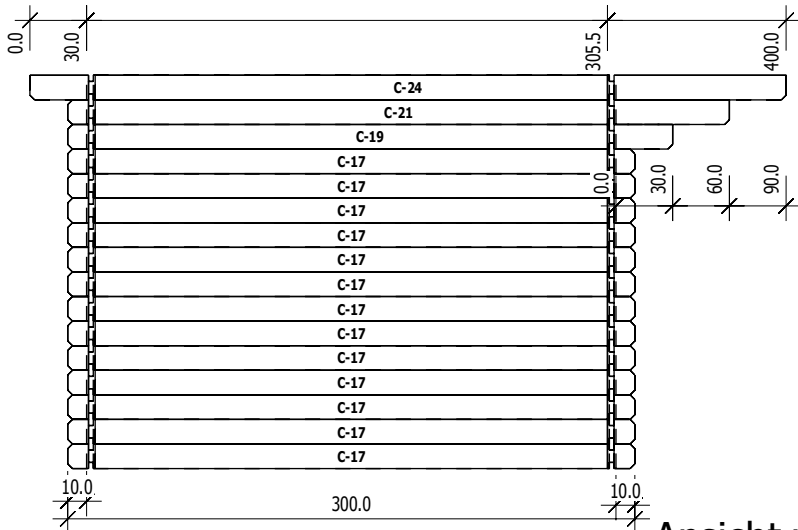
B Gegnes 6,0x14,0
M 1:40



Ansicht von Innen

	Nr	H	L	Psc
B	5	13.0	80.0	1
B	7	13.0	160.0	1
B	12	13.0	240.0	1
B	14	13.0	300.0	15
B	15	6.5	300.0	1
B	16	13,0	300,0	1

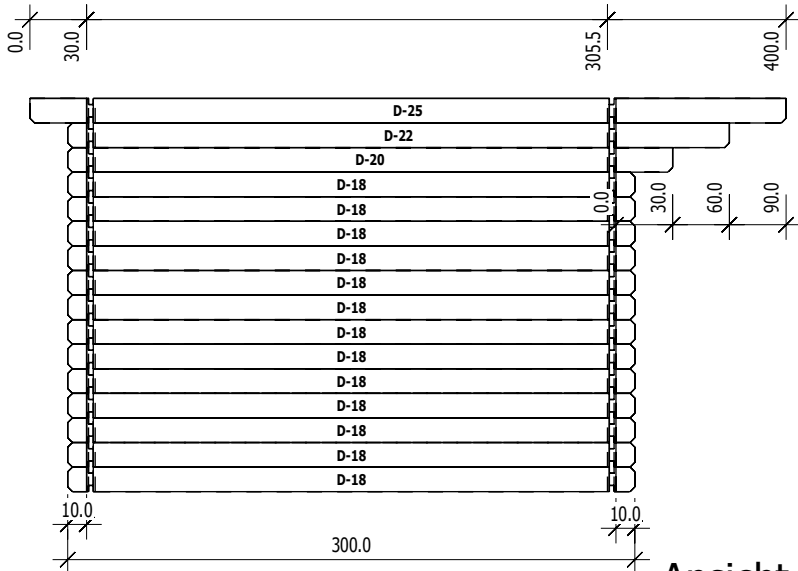
C
M 1:40



Ansicht von Aussen

	Nr	H	L	Psc
C	17	13.0	300.0	13
C	19	13.0	320.0	1
C	21	13.0	350.0	1
C	24	13,0	400,0	1

D
M 1:40



Ansicht von Innen

	Nr	H	L	Psc
D	18	13.0	300.0	13
D	20	13.0	320.0	1
D	22	13.0	350.0	1
D	25	13,0	400,0	1

4,5
