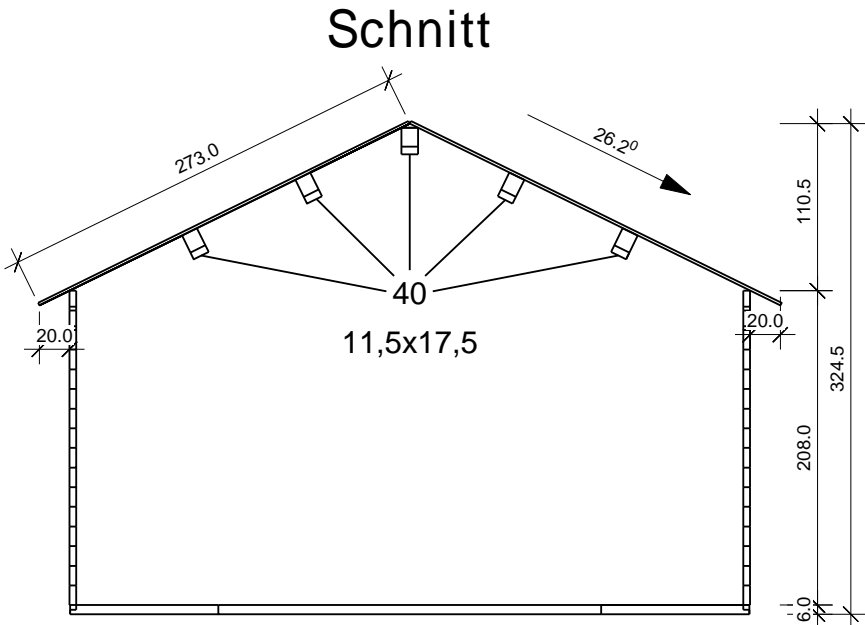
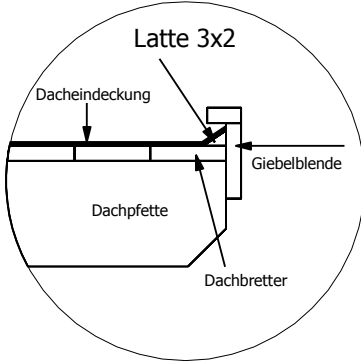
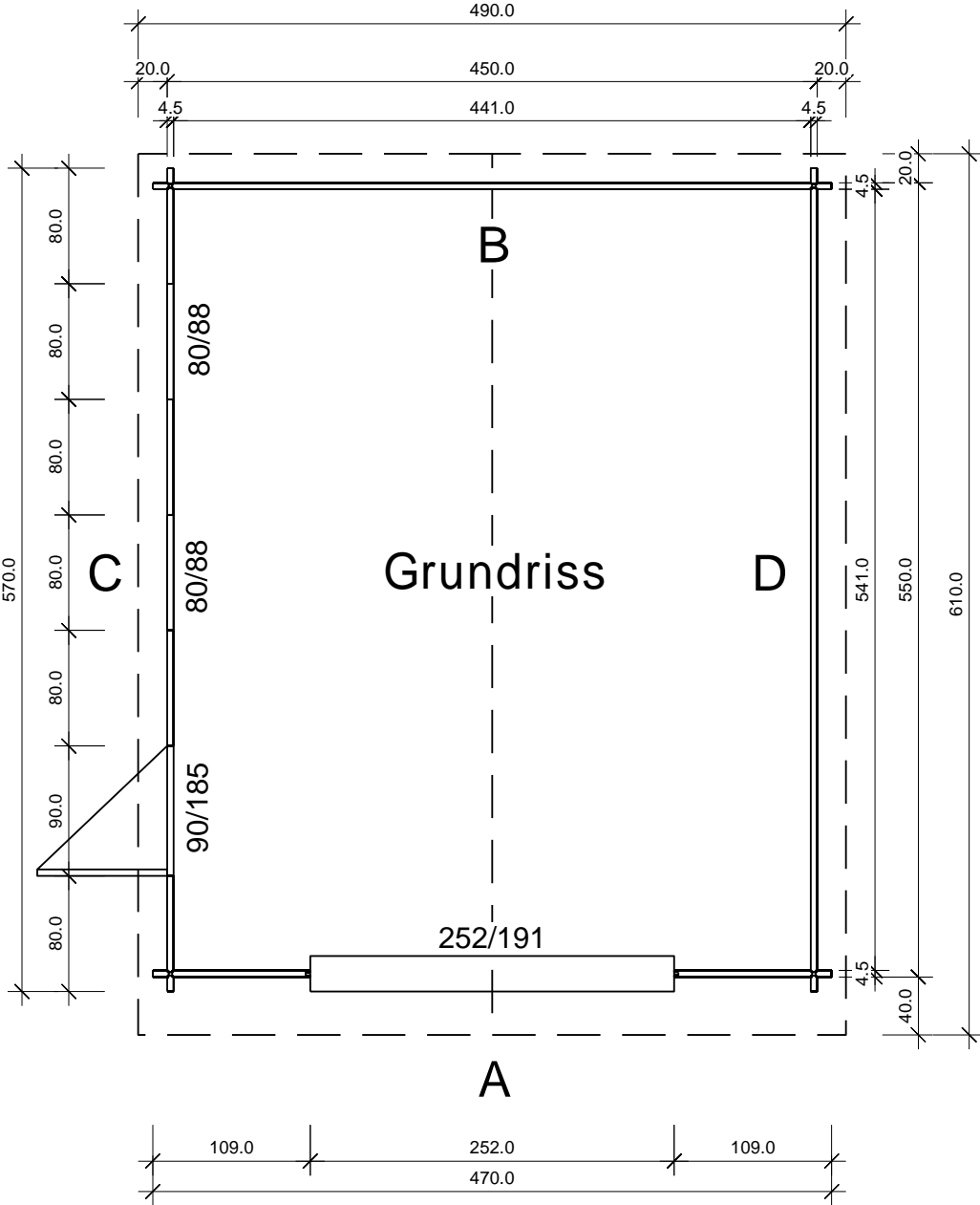
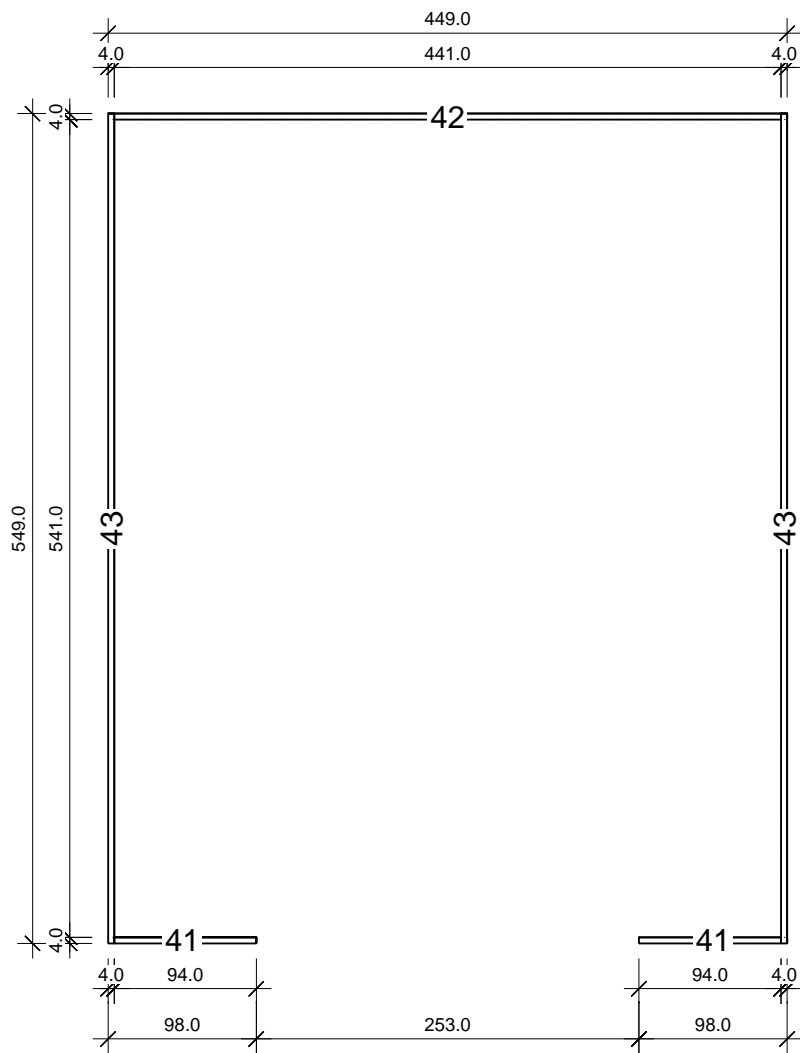


Keutenberg-4757p




Bemerkung: die Ansicht von Turen, Fenster und andere Teile kann abweichen von diesem Bild





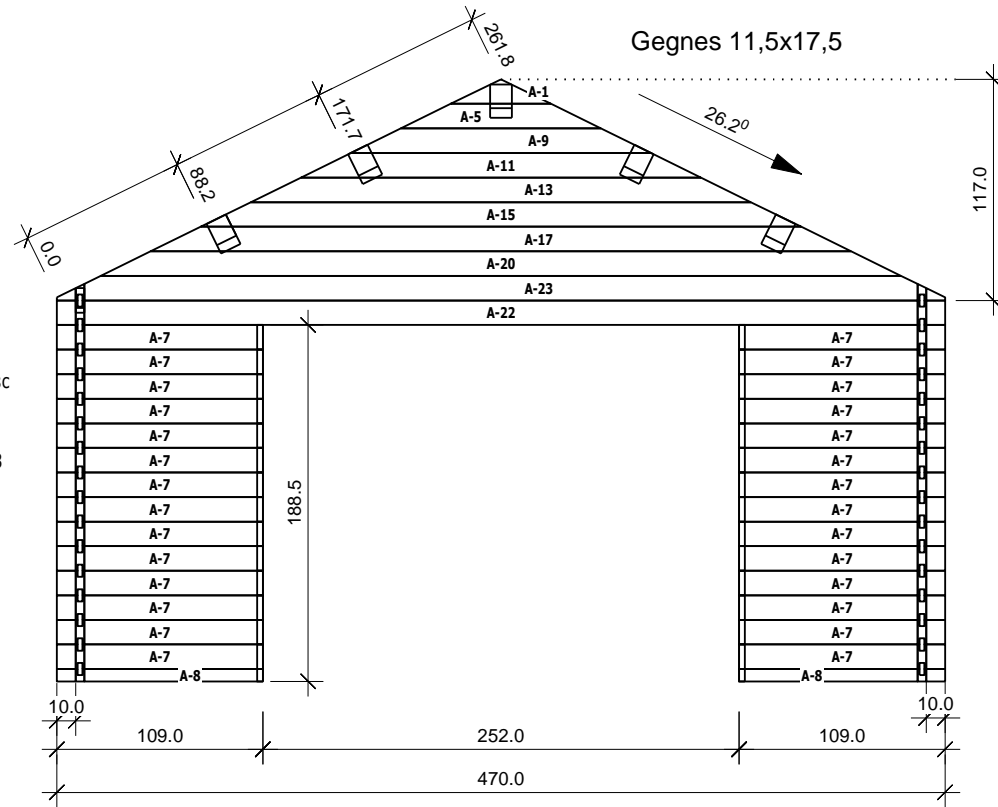
Grundrahmenplan

| Nr. | B | H | L | Psc |
|-----|------|------|-------|-----|
| | [cm] | [cm] | [cm] | |
| 41 | 4,0 | 6,0 | 98,0 | 2 |
| 42 | 4,0 | 6,0 | 449,0 | 1 |
| 43 | 4,0 | 6,0 | 549,0 | 2 |

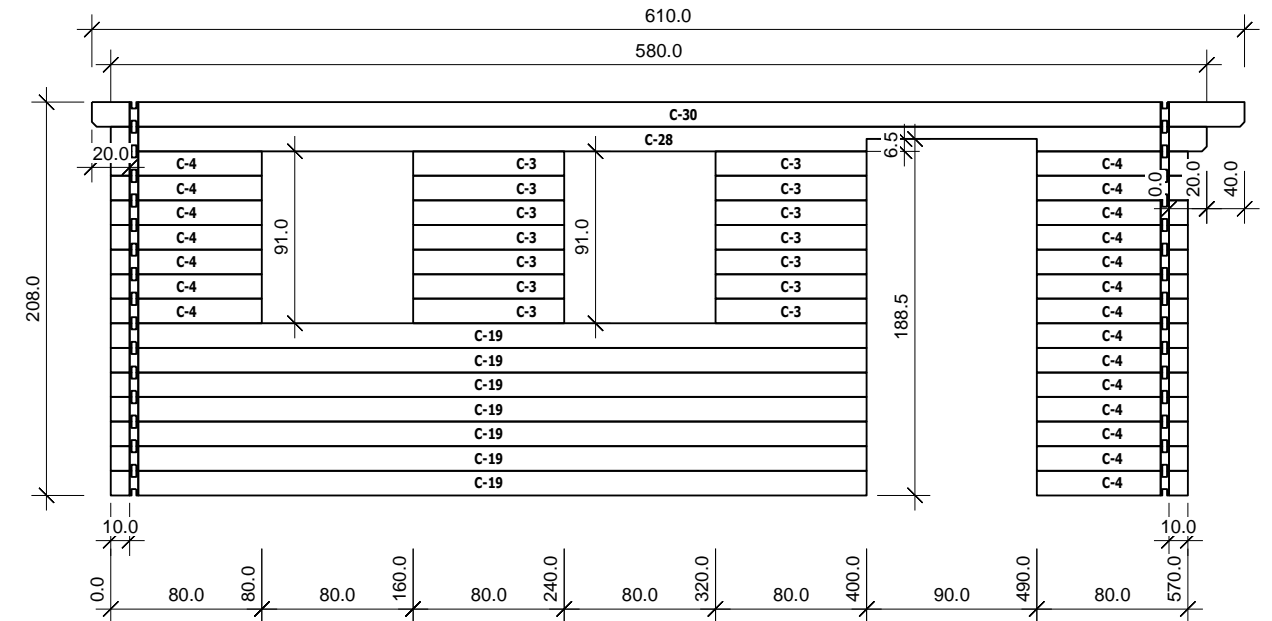


A
M 1:40

| | Nr | H | L | Psc |
|---|----|------|-------|-----|
| A | 1 | 13.0 | 52.9 | 1 |
| A | 5 | 13.0 | 105.9 | 1 |
| A | 7 | 13.0 | 109.0 | 28 |
| A | 8 | 6.5 | 109.0 | 2 |
| A | 9 | 13.0 | 158.8 | 1 |
| A | 11 | 13.0 | 211.8 | 1 |
| A | 13 | 13.0 | 264.7 | 1 |
| A | 15 | 13.0 | 317.6 | 1 |
| A | 17 | 13.0 | 370.6 | 1 |
| A | 20 | 13.0 | 423.5 | 1 |
| A | 22 | 13.0 | 470.0 | 1 |
| A | 23 | 13.0 | 470.0 | 1 |

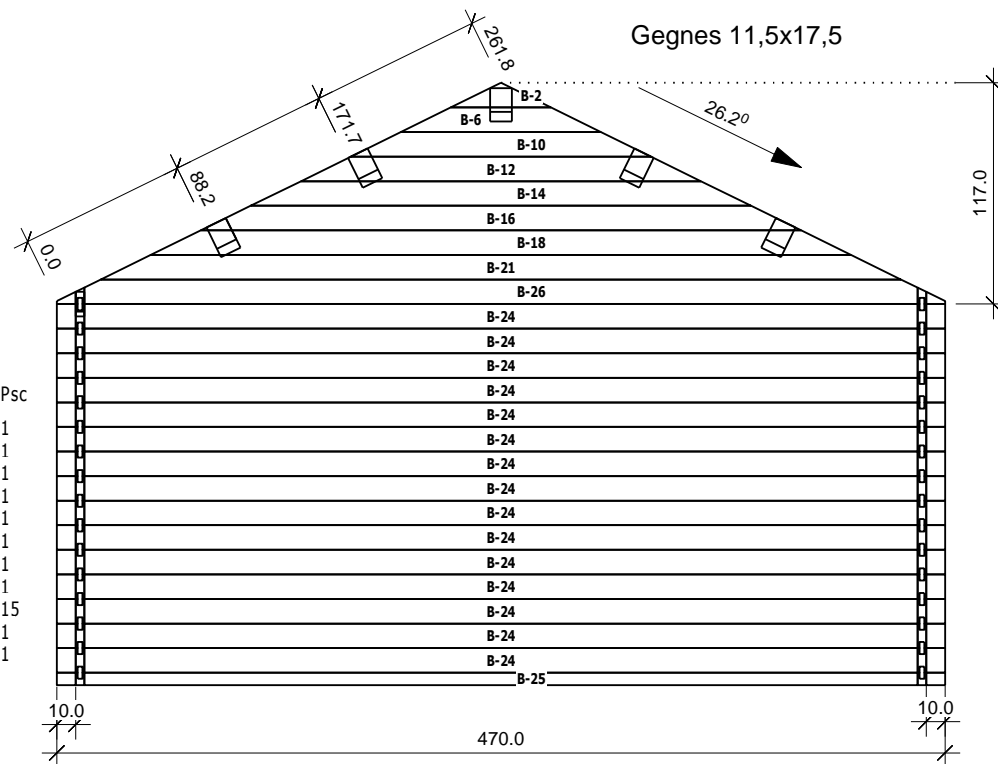


C
M 1:40



B
M 1:40

| | Nr | H | L | Psc |
|---|----|------|-------|-----|
| B | 2 | 13.0 | 52.9 | 1 |
| B | 6 | 13.0 | 105.9 | 1 |
| B | 10 | 13.0 | 158.8 | 1 |
| B | 12 | 13.0 | 211.8 | 1 |
| B | 14 | 13.0 | 264.7 | 1 |
| B | 16 | 13.0 | 317.6 | 1 |
| B | 18 | 13.0 | 370.6 | 1 |
| B | 21 | 13.0 | 423.5 | 1 |
| B | 24 | 13.0 | 470.0 | 15 |
| B | 25 | 6.5 | 470.0 | 1 |
| B | 26 | 13.0 | 470.0 | 1 |



D
M 1:40

| | Nr | H | L | Psc |
|---|----|------|-------|-----|
| C | 3 | 13.0 | 80.0 | 14 |
| C | 4 | 13.0 | 80.0 | 21 |
| C | 19 | 13.0 | 400.0 | 7 |
| C | 28 | 13.0 | 580.0 | 1 |
| C | 30 | 13.0 | 610.0 | 1 |

| | Nr | H | L | Psc |
|---|----|------|-------|-----|
| D | 27 | 13.0 | 570.0 | 14 |
| D | 29 | 13.0 | 580.0 | 1 |
| D | 31 | 13.0 | 610.0 | 1 |

