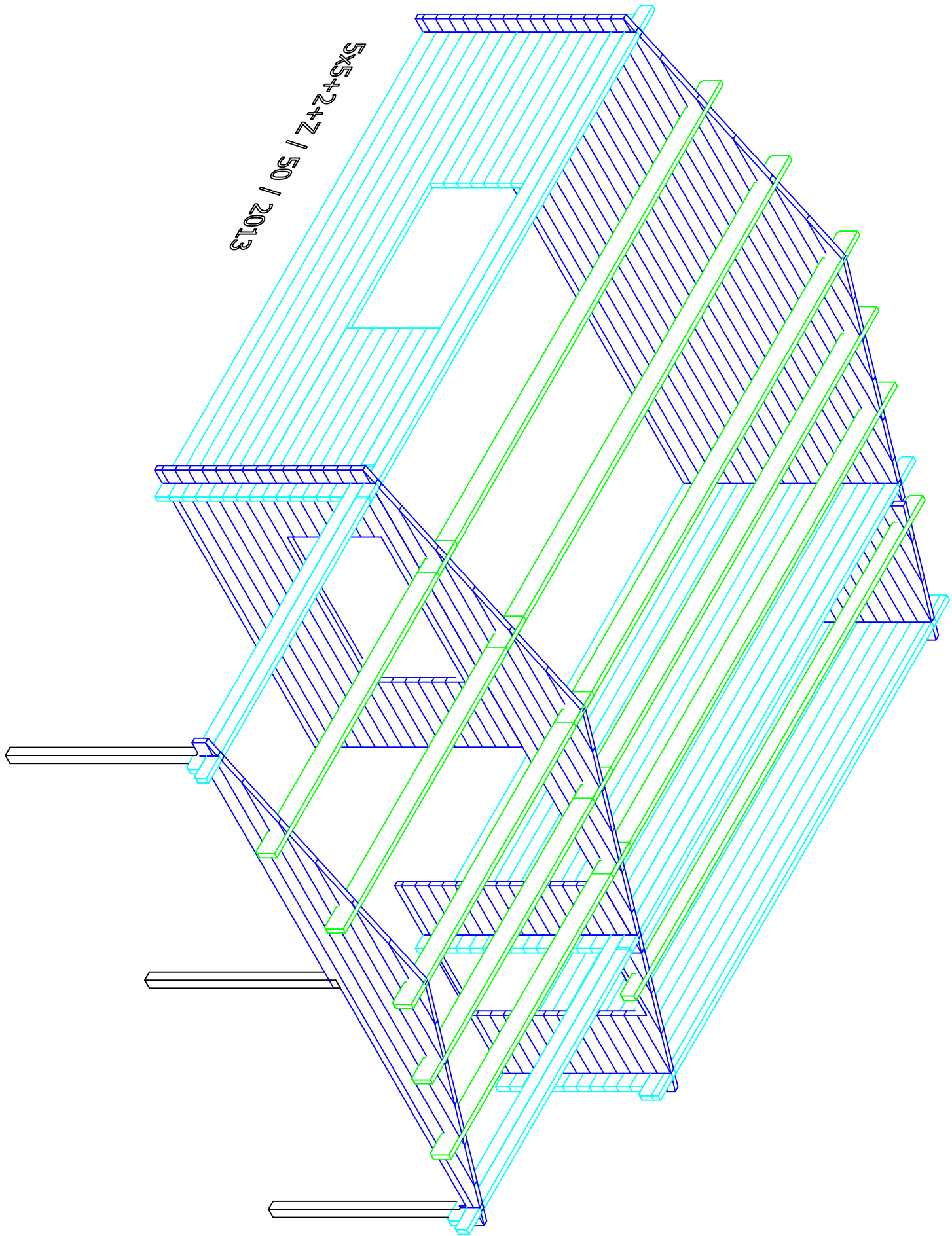
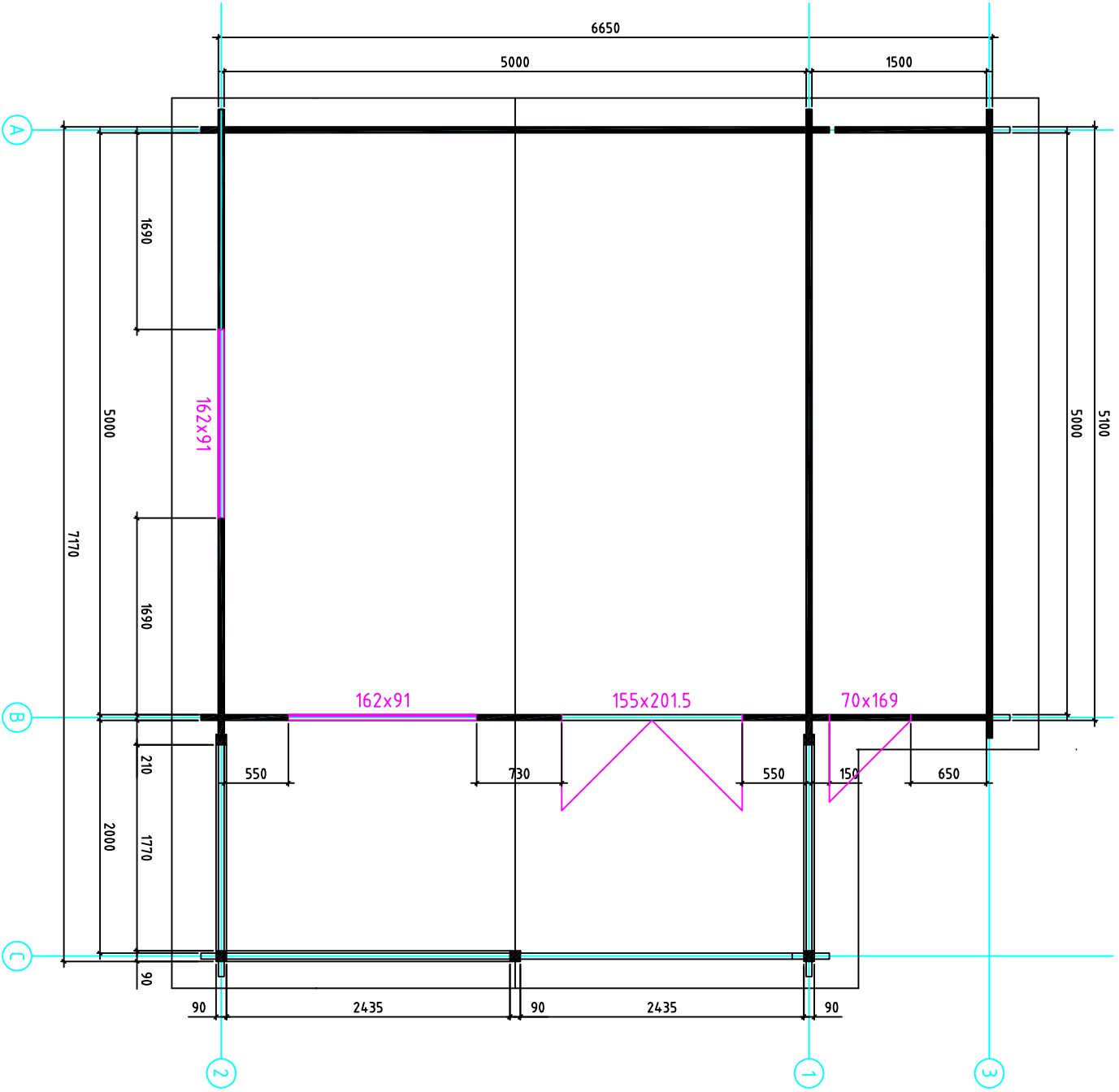



5x5+2+2 / 50 / 2013



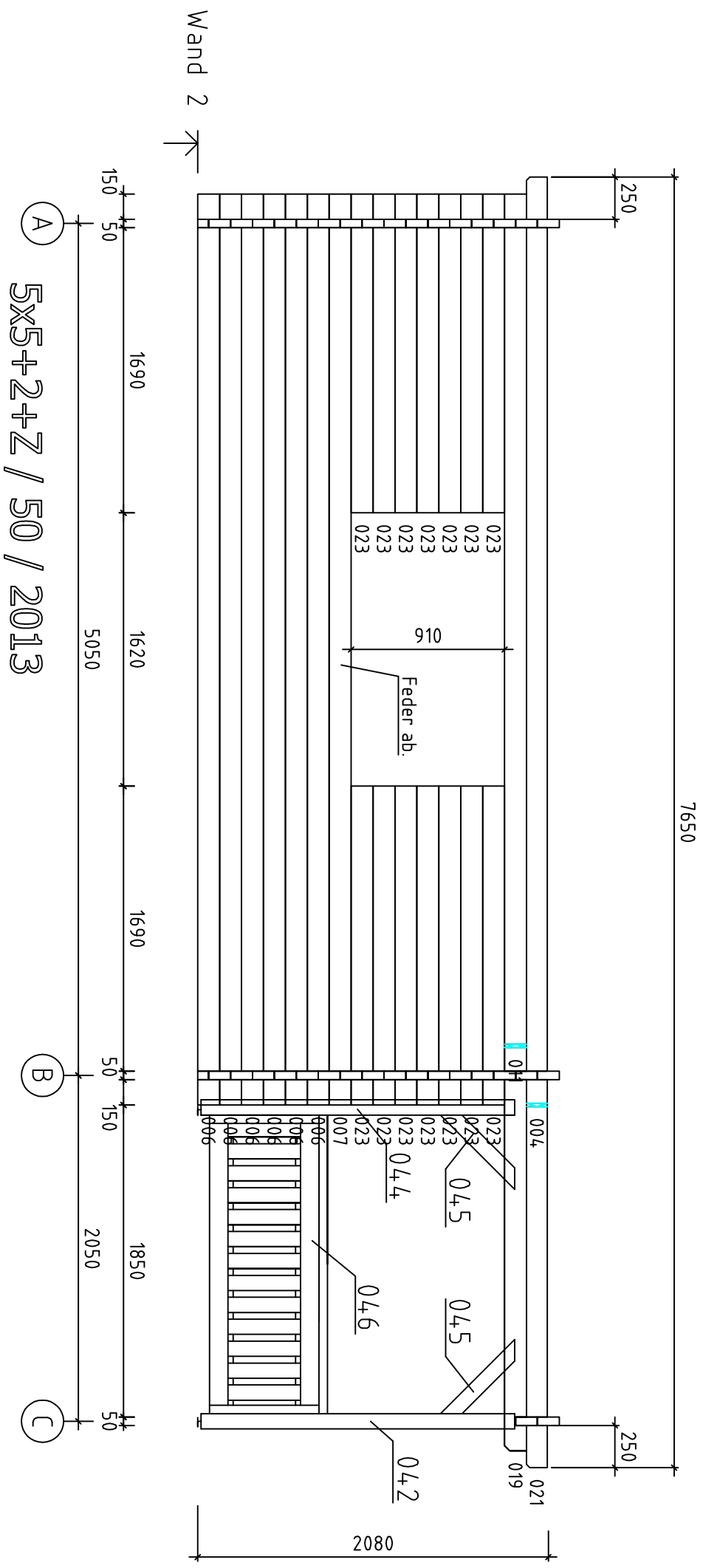
5x5+2+Z / 50 / 2013



Wand 1 ↗



5x5+2+Z / 50 / 2013



Wand 2 ↗

7650

250

250

2080

150  
50

1690

1620

1690

5050

50  
150

1850

2050

(A)

(B)

(C)

5x5+2+Z / 50 / 2013

023  
023  
023  
023  
023  
023  
023

910

Feder ab.

014

004

021

019

045

045

046

042

044

044

046

007

006


006

006

006

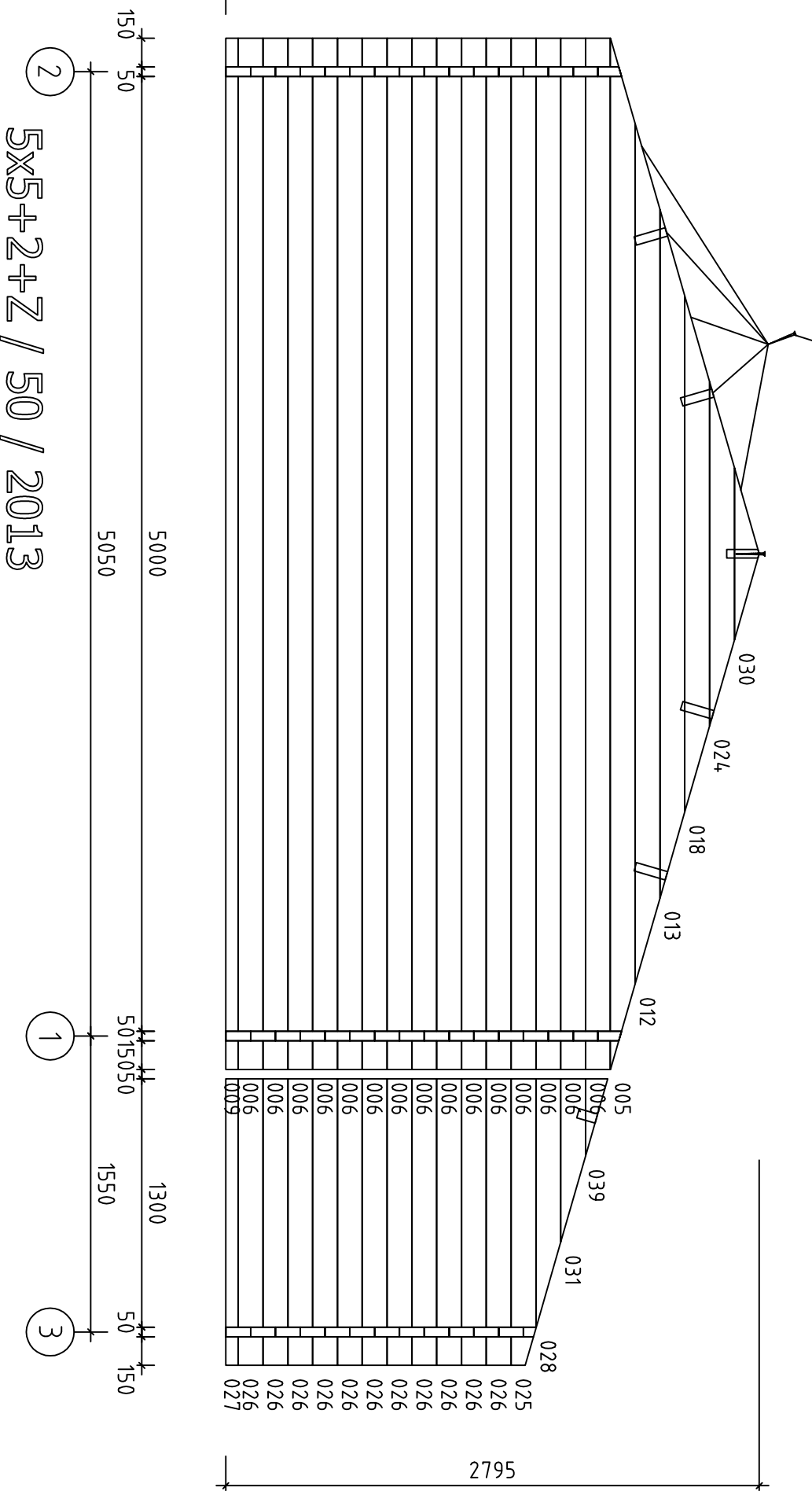
006

Wand 3 ↗ ↘



Schrauben 6,0x130

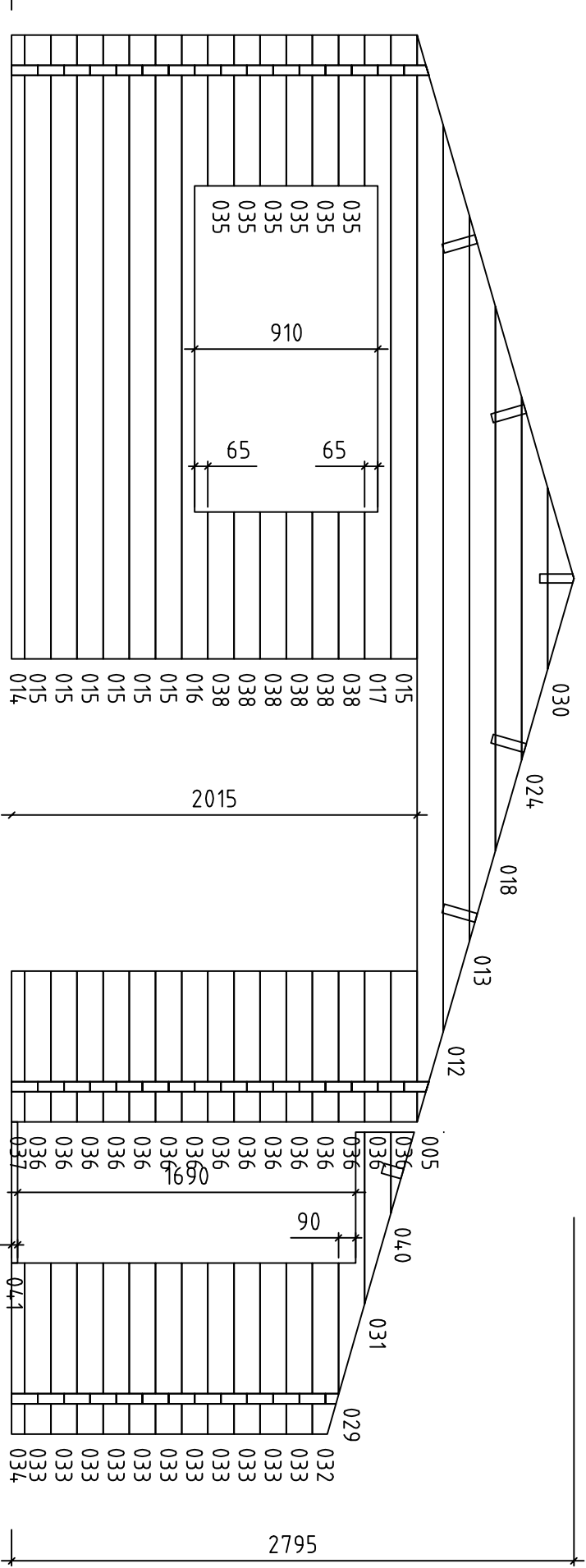
Wand A  $\rightarrow$



5000  
5050  
150  
50  
②  
5x5+2+Z / 50 / 2013

1300  
1550  
50  
150  
①  
③

2795



Wand B

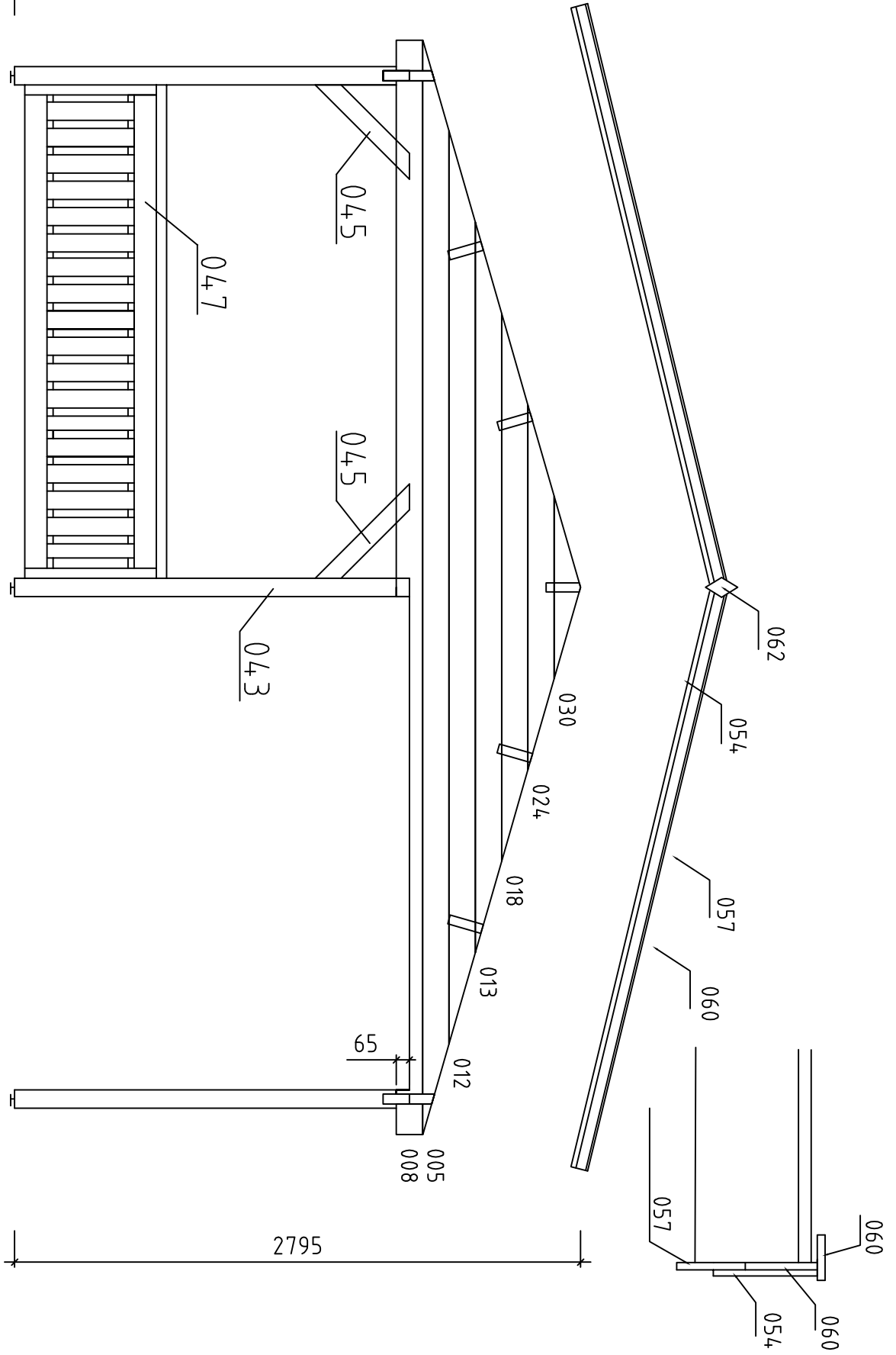
2

5X5+2+Z / 50 / 2013

1

3

2795



Wand C ↗

5400

5050

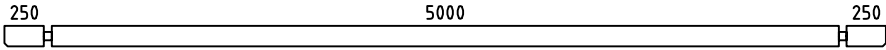
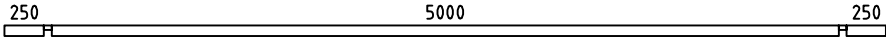
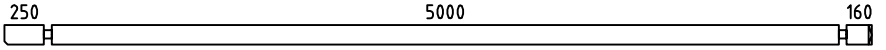
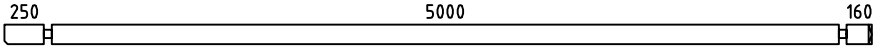
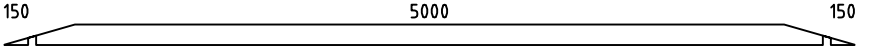
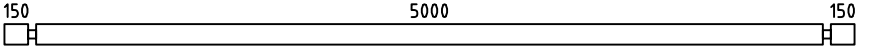
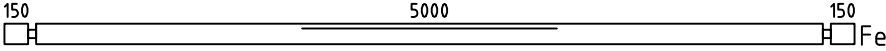
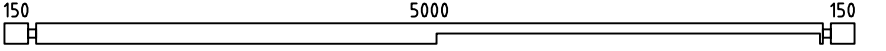
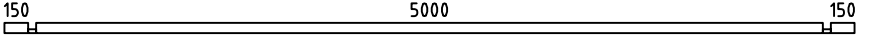
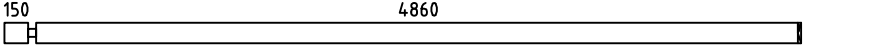
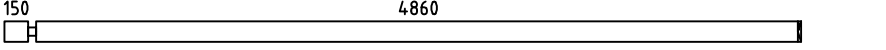

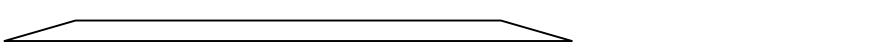
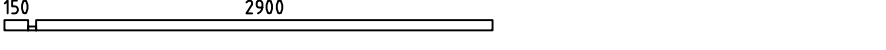
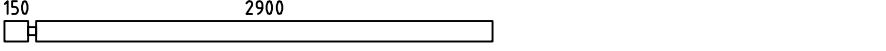










2


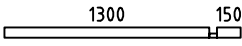

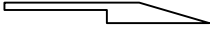



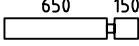
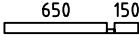
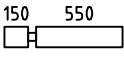
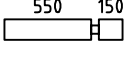
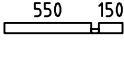




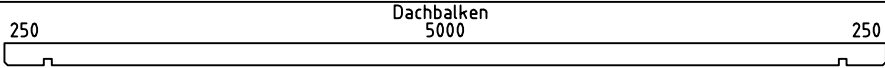
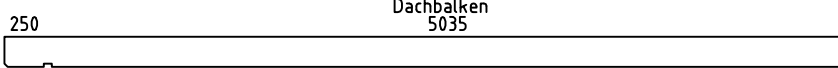



5x5+2+Z / 50 / 2013


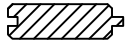




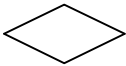


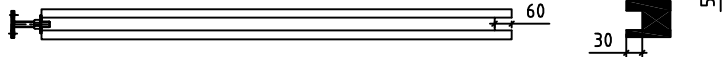

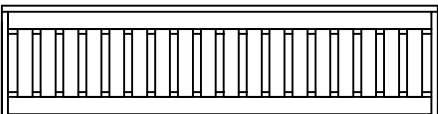



1

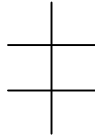
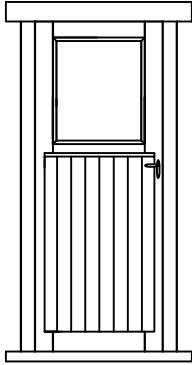

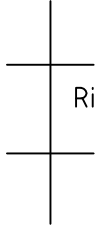
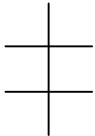
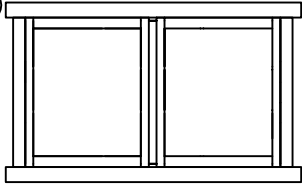
2795

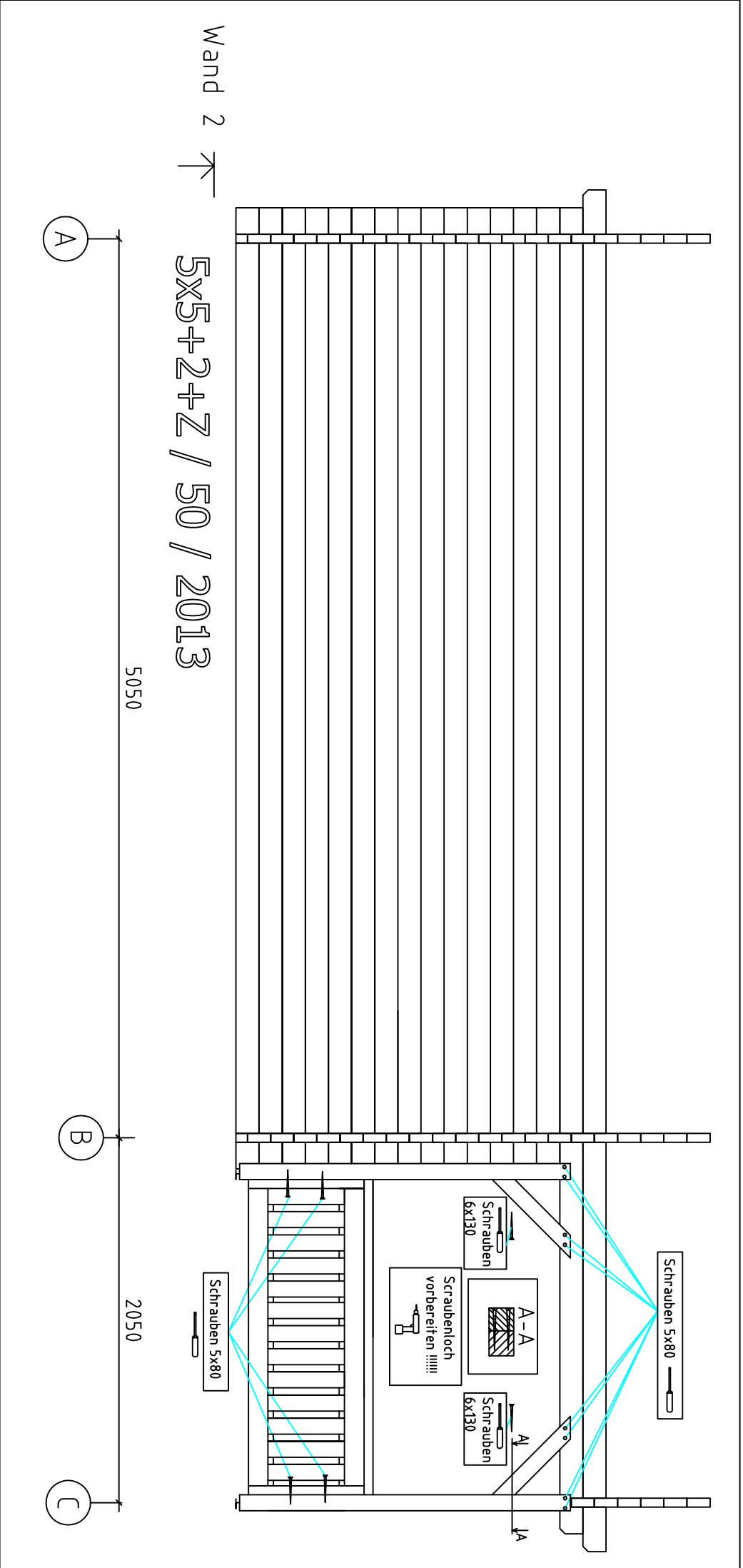



Pos	5x5+2+Z / 50 / 2013	ST	F (mm)	L (mm)
001		1	50x130	5600
002		1	50x66	5600
003		1	50x124	5510
004		1	50x124	5510
005		3	50x130	5400
006		46	50x130	5400
007		1	50x130	5400
008		1	50x130	5400
009		1	50x65	5400
010		1	50x130	5060
011		1	50x130	5060
012		3	50x130	4506
013		3	50x130	3605
014		1	50x65	3100
015		7	50x130	3100
016		1	50x130	3100
017		1	50x130	3100
018		3	50x130	2703
019		1	50x130	2410
020		1	50x130	2410
021		1	50x124	2160
022		1	50x124	2160
023		14	50x130	1890
024		3	50x130	1802
025		1	50x130	1500
Kood	Materjal	File	trükk.dwg	Leht 1/3

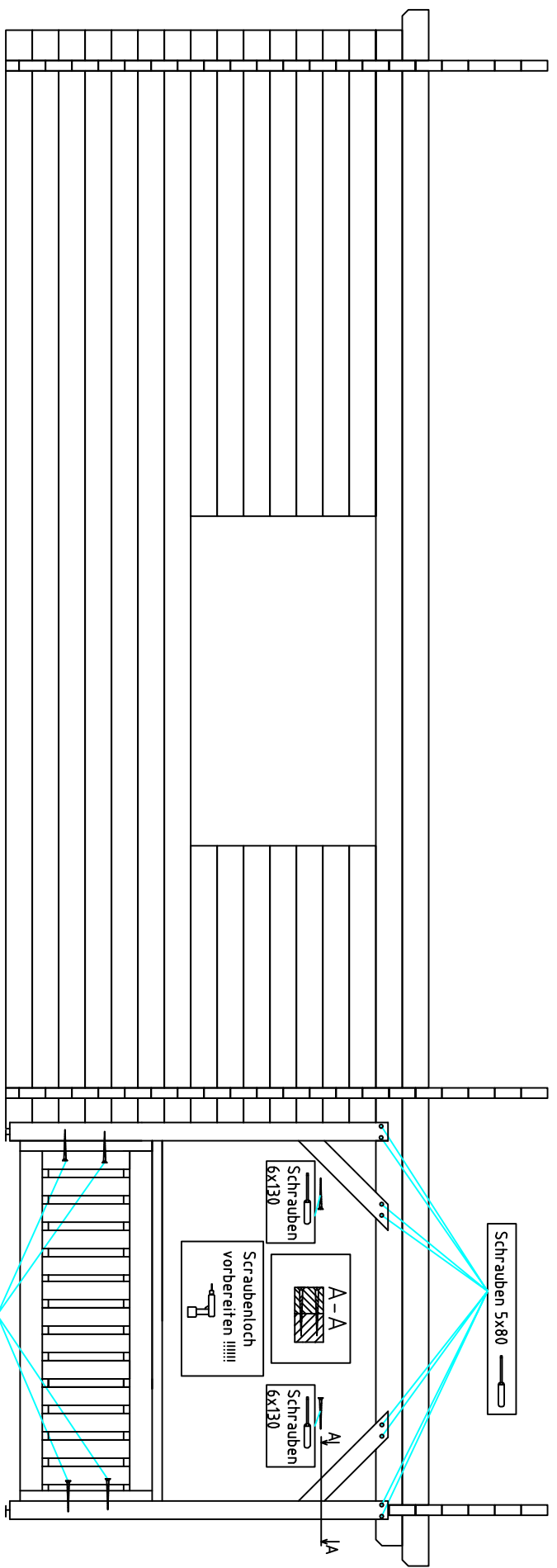
Pos	5x5+2+Z / 50 / 2013	ST	F (mm)	L (mm)
026		11	50x130	1500
027		1	50x65	1500
028		1	50x130	1300
029		1	50x130	1300
030		3	50x130	901
031		2	50x130	855
032		1	50x130	850
033		11	50x130	850
034		1	50x65	850
035		6	50x130	750
036		15	50x130	750
037		1	50x65	750
038		6	50x130	730
039		1	50x117	404
040		1	50x117	404
041		1	50x25	700
PR1		1	50x140	5600
PR2		4	45x190	5335
PR4		1	45x190	5335
PR3		4	45x190	2335
PR5		1	45x190	2335

Pos	5x5+2+Z / 50 / 2013		ST	F (mm)	L (mm)	
050	Dachbretter		63	90x20	4610	
051	Dachbretter		110	90x20	3000	
052	Dachpappenleiste		12	20x40	2550	
053	Giebelbretter		1	20x120	2200	
054			3	20x120	3200	
055			1	20x120	4800	
056	Giebelbretter		1	20x90	2200	
057			3	20x90	3200	
058			1	20x90	4800	
059	Giebeldeckbretter		2	20x70	2200	
060			6	20x70	3200	
062			2	20x70	4800	
062	Giebelsegment		2			
042	Pfosten		2	90x90	1820	
043			1	90x90	1880	
044			2	90x90	1820	
045	Träger		6	90x90	655	
046	Barriere		2		1770	
047			1		2435	
048	Schrauben		36	5,0x80		
049	Schrauben		62	6,0x130		
064	Adapter		1		2150	
065			1		300	
Kood		Materjal	File	trükk.dwg	Leht	3/4

Pos	5x5+2+Z / 50 / 2013	ST	F (mm)	L (mm)				
UKHL	<p>Tür 700x1690 "A"</p>  <p>Ristid anda kaasa</p>  <p>Klaas 423x603</p>	1L						
U155S	<p>Tür 1550x2015 Deur Door</p>  <table border="1" data-bbox="655 676 1050 768"> <tr> <td>Iso</td> <td>1200x544= 2st.</td> </tr> <tr> <td></td> <td>kotike 1 kmpl.</td> </tr> </table>  <p>Ristid anda kaasa</p>	Iso	1200x544= 2st.		kotike 1 kmpl.	1		
Iso	1200x544= 2st.							
	kotike 1 kmpl.							
F1	<p>Fenster BC 1620x910 Raam Window</p>  <p>Ristid anda kaasa</p>  <table border="1" data-bbox="743 1117 1137 1167"> <tr> <td>Iso</td> <td>629x657 2st.</td> </tr> </table>	Iso	629x657 2st.	2				
Iso	629x657 2st.							
Kood	Materjal	File trükk.dwg	Leht 3/3					



Wand 1 



5050

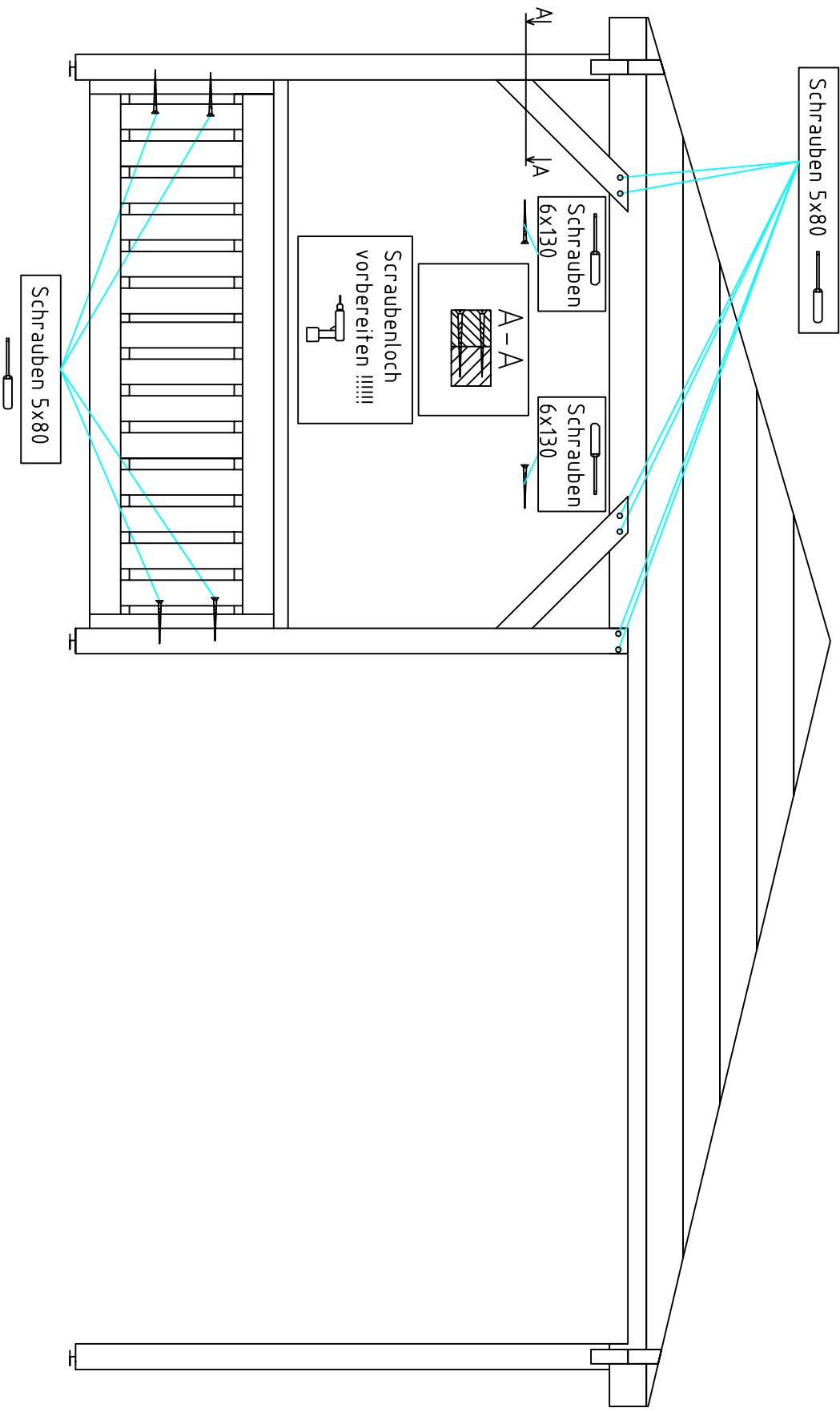
2050

(A)

5x5+2+Z / 50 / 2013

(B)

(C)



5050

① 5x5+2+z / 50 / 2013

②

# Doppeltür

Beschlag:

Türklinken mit der Lasche = 1 Kmp.

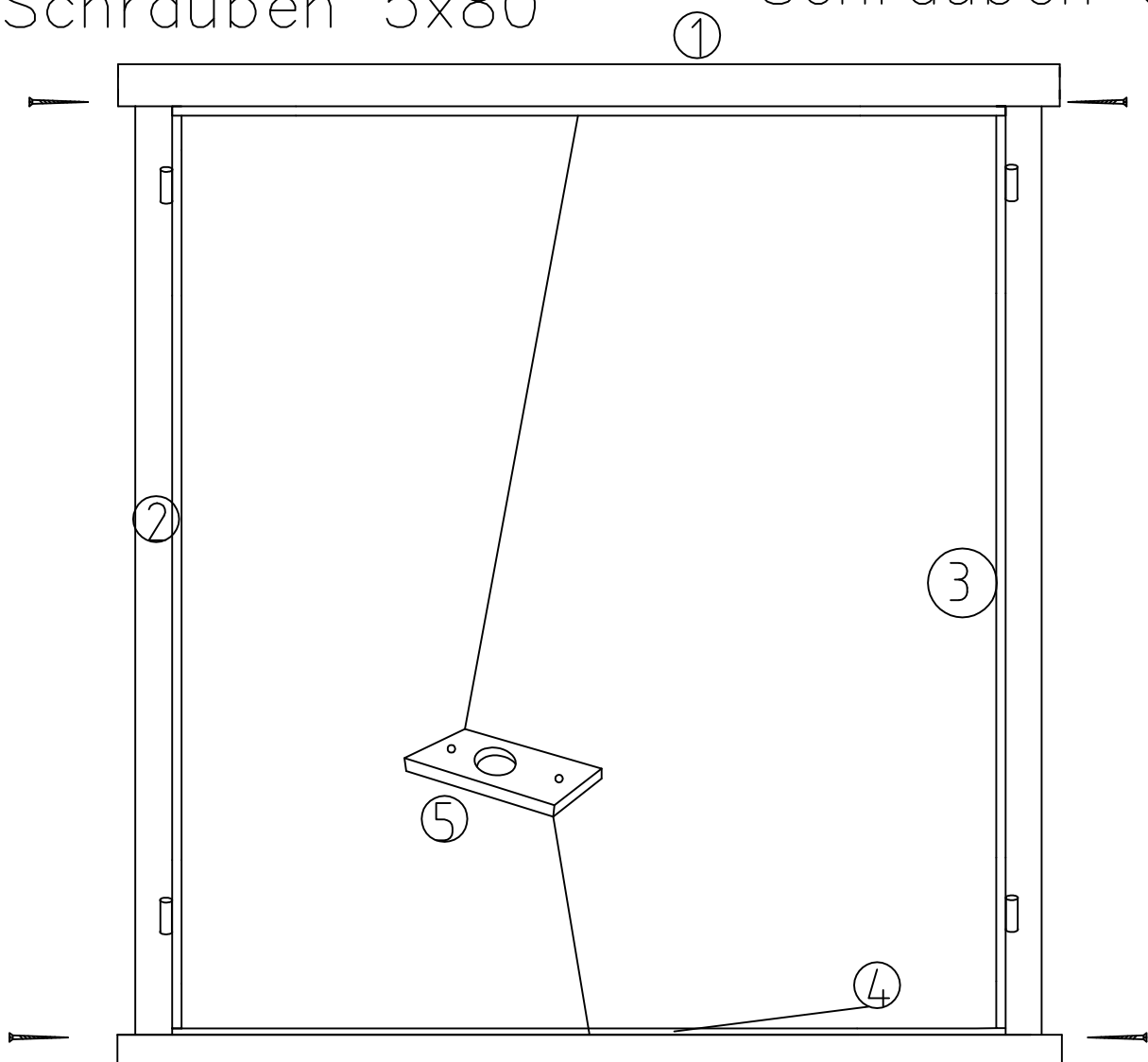
Schraubeh 5x80mm = 4 St.

Schnepper mit Schlüsseln = 1 Kmp.

Metalblechen (zwei St.) Pos. 5,  
befinden sich auf untere oder  
obene Türflügelkante.

Schrauben 5x80

Schrauben 5x80



Schrauben 5x80

Schrauben 5x80