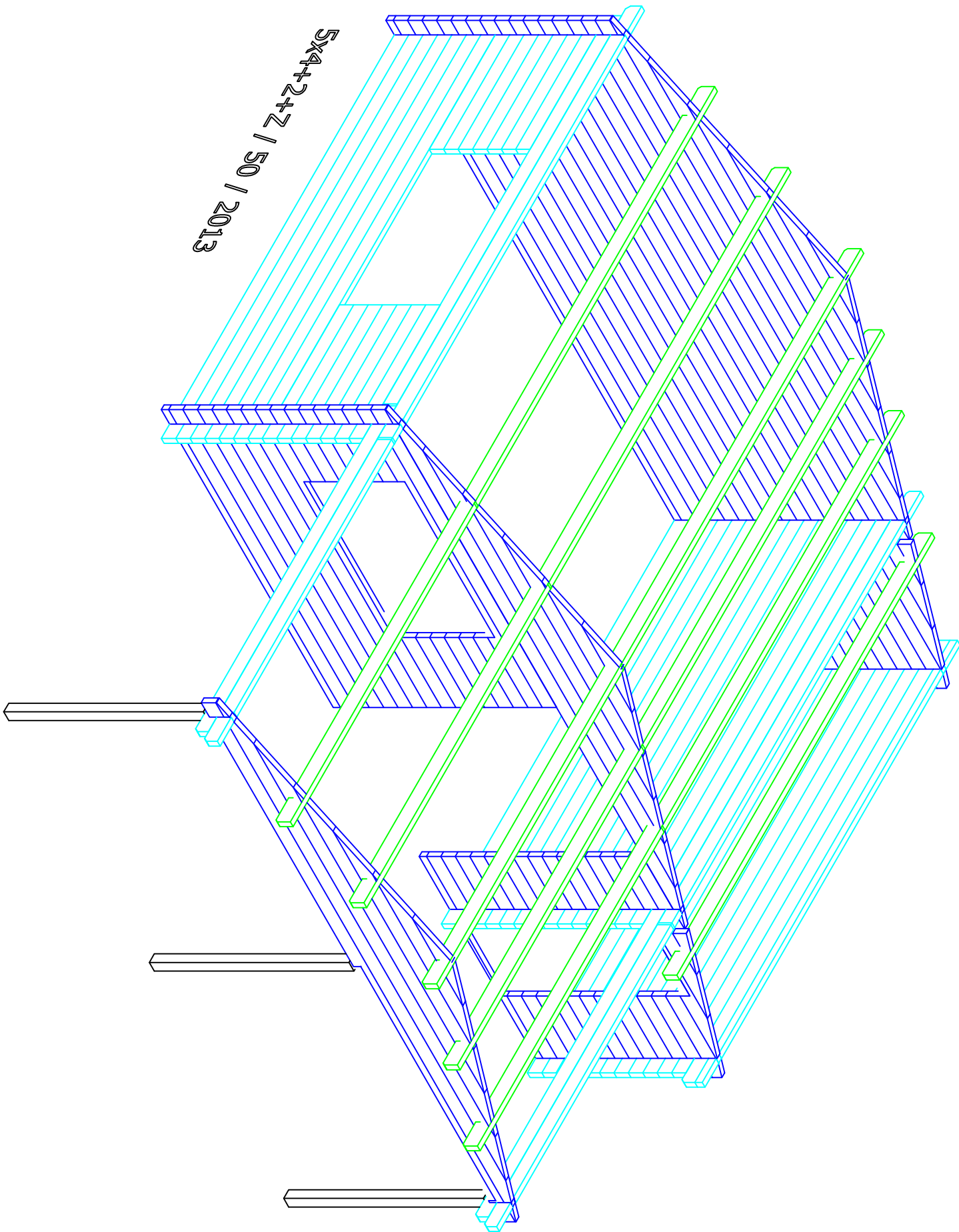
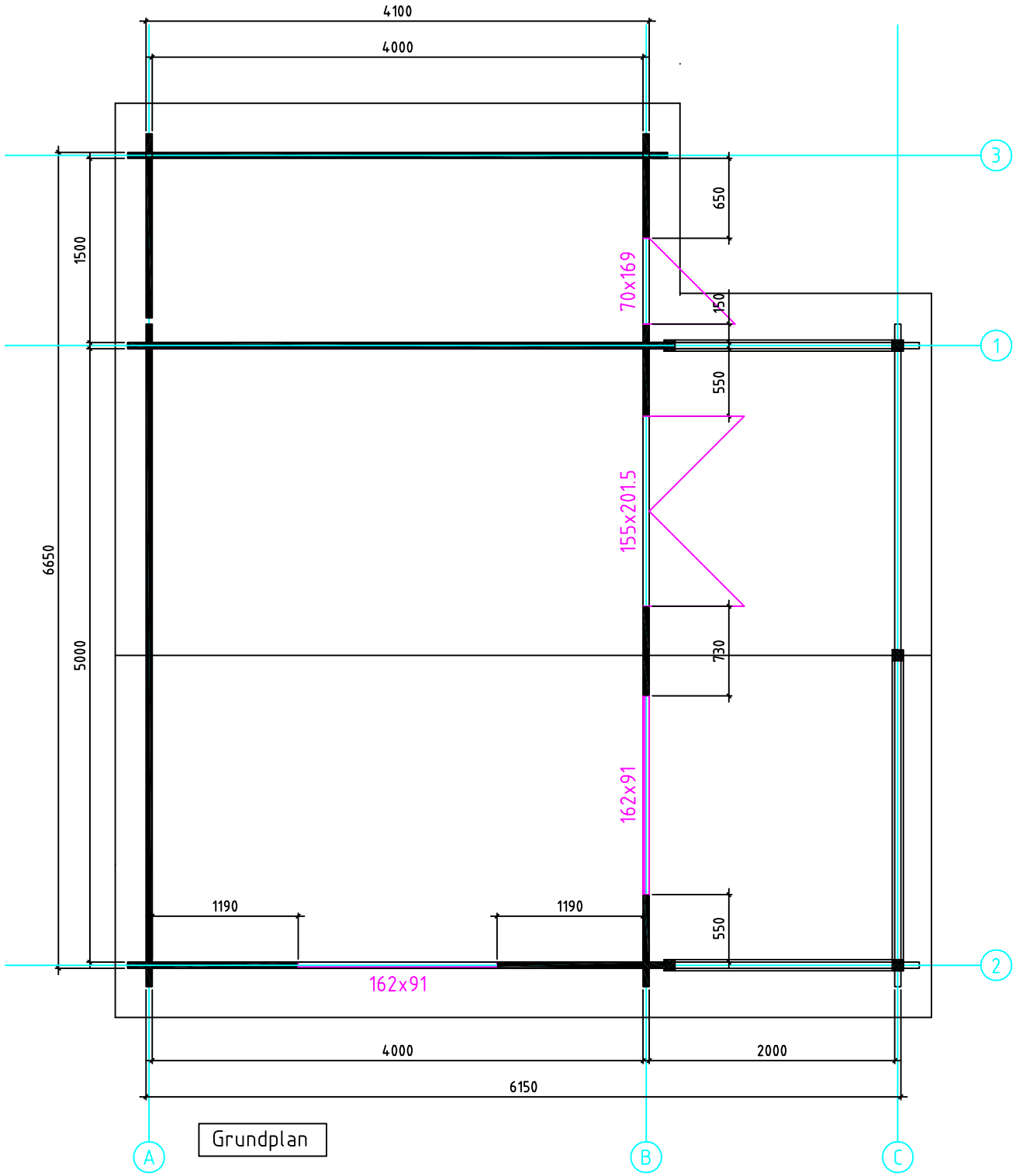


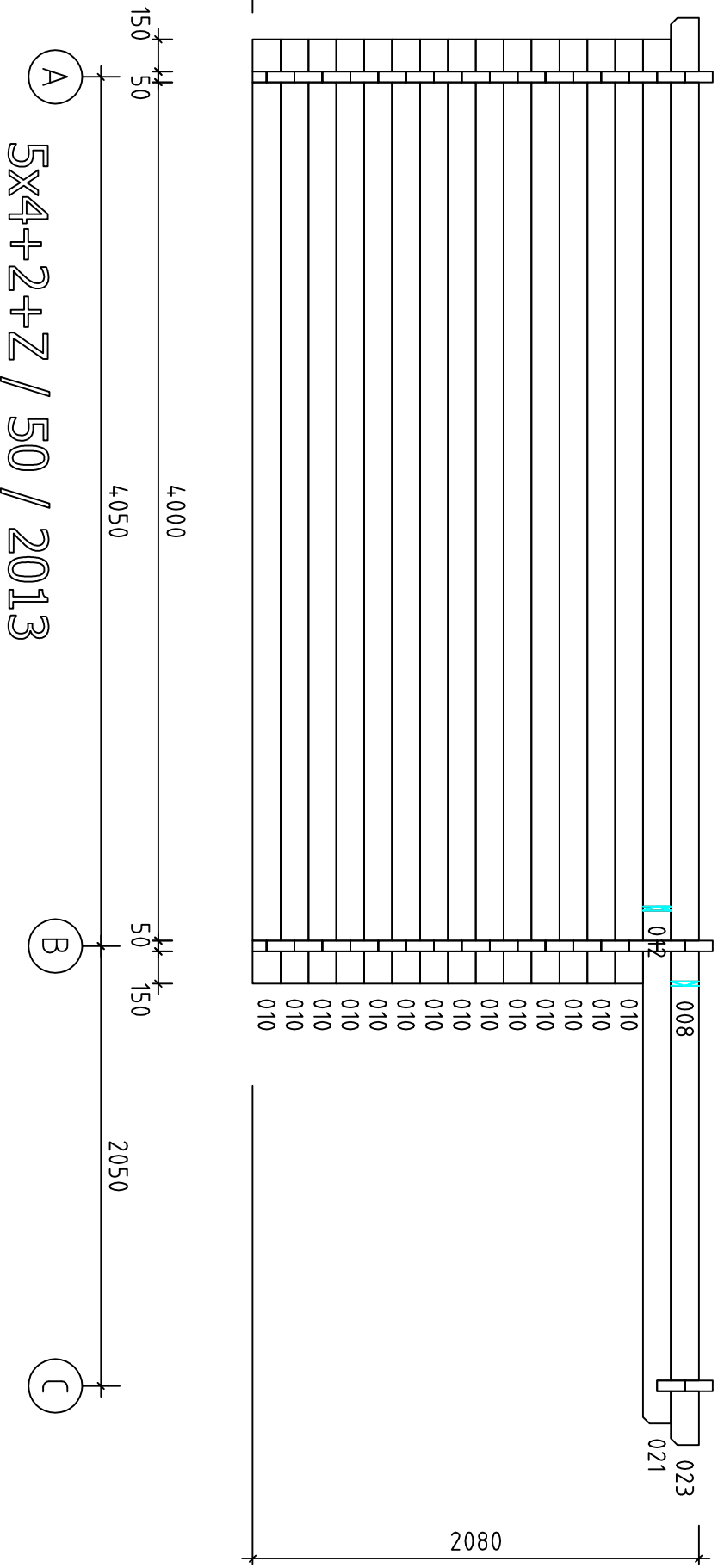
5x4+2+2 / 50 / 2013



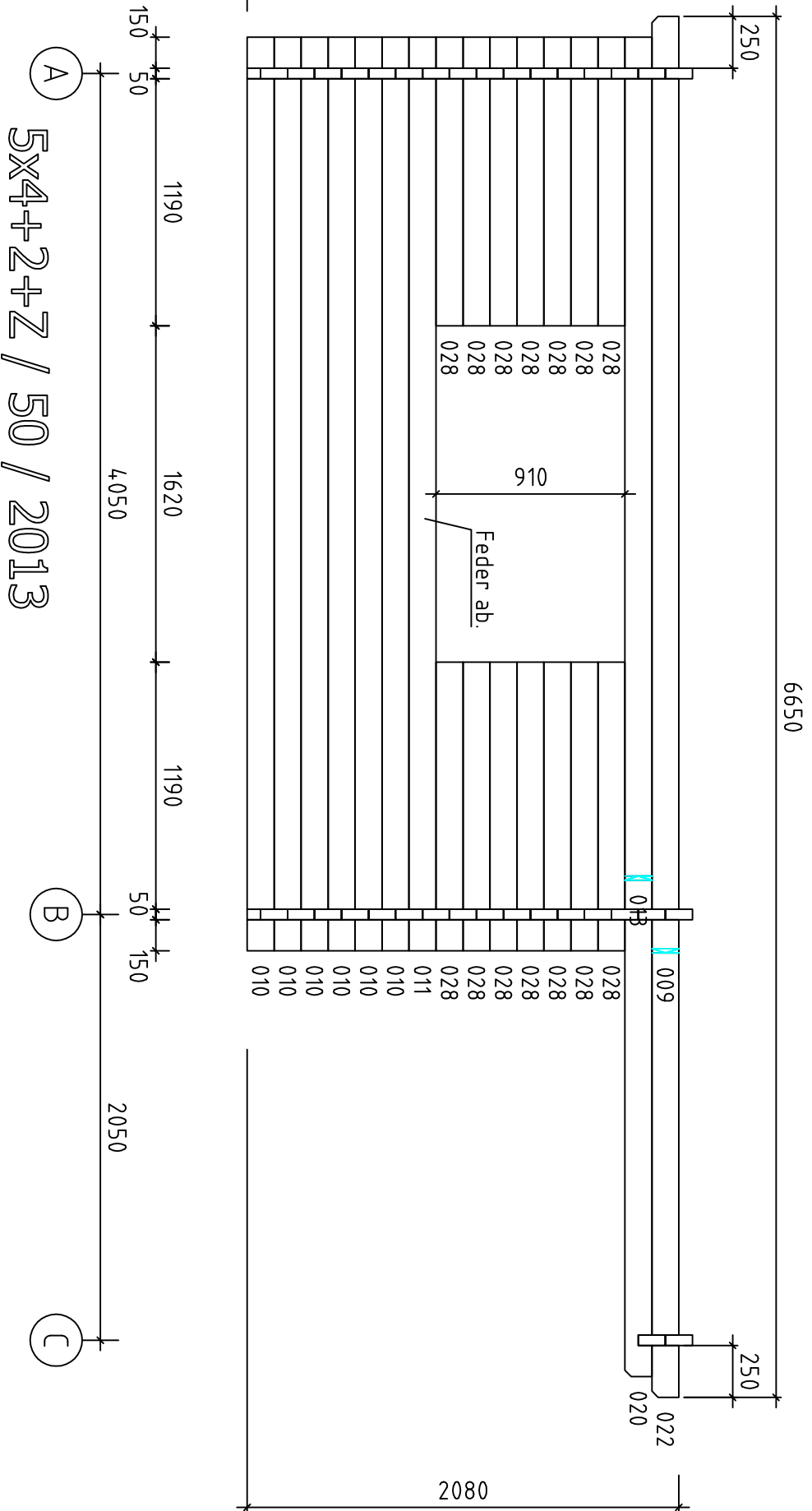
5x4+2+Z / 50 / 2013




Wand 1 ↗



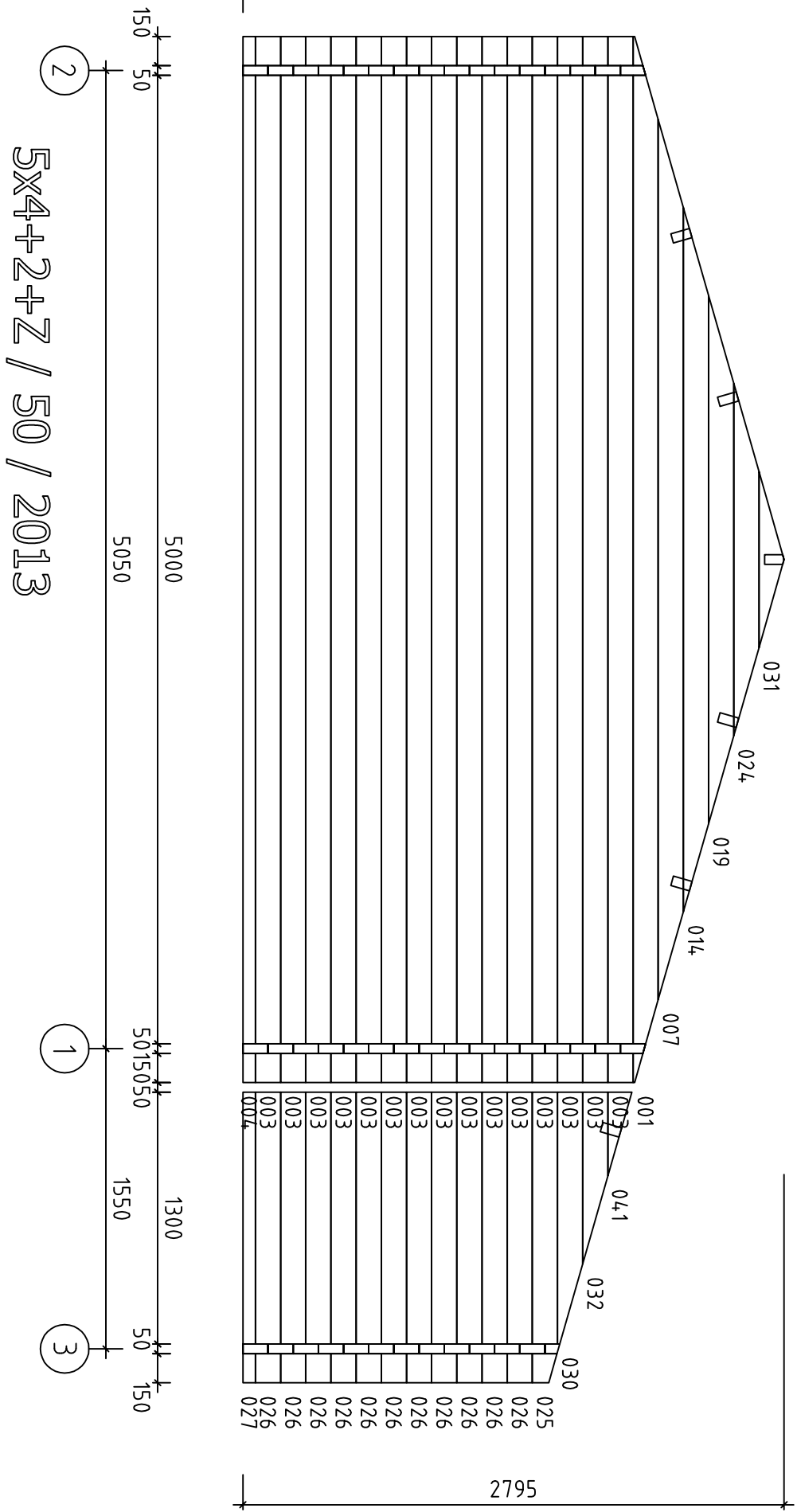
Wand 2 ↗



Wand 3



Wand A ↗



5x4+2+z / 50 / 2013

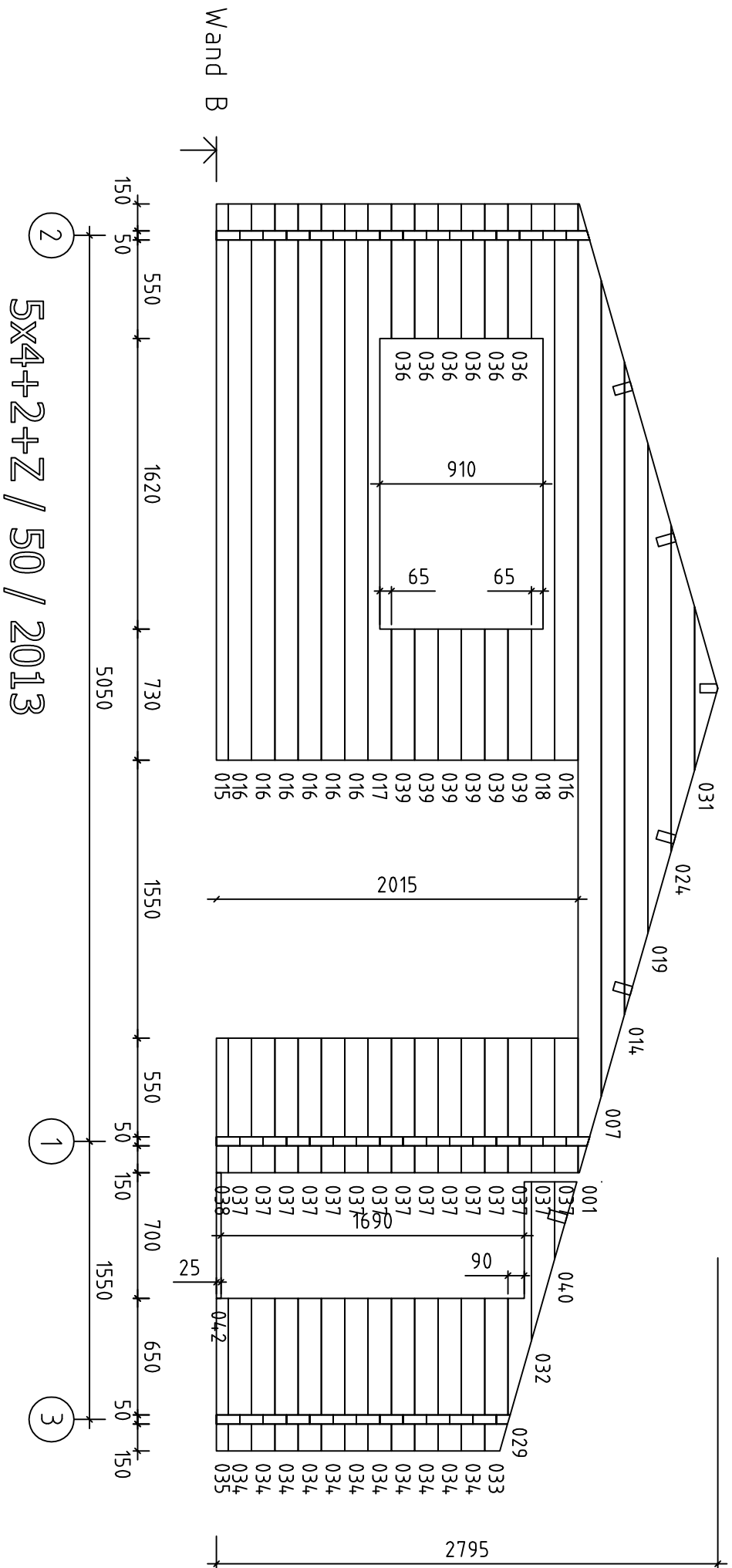
2

1

3

150 50 5000 5050 50 150 1550 1300 50 150

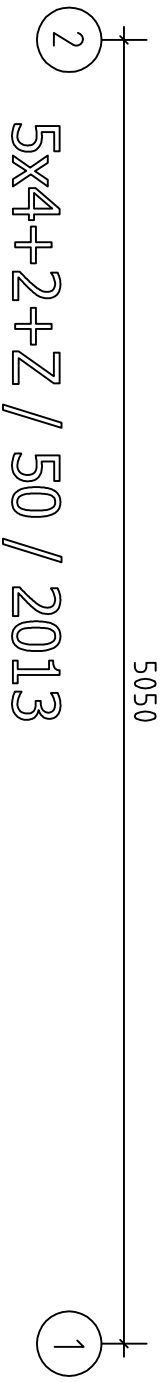
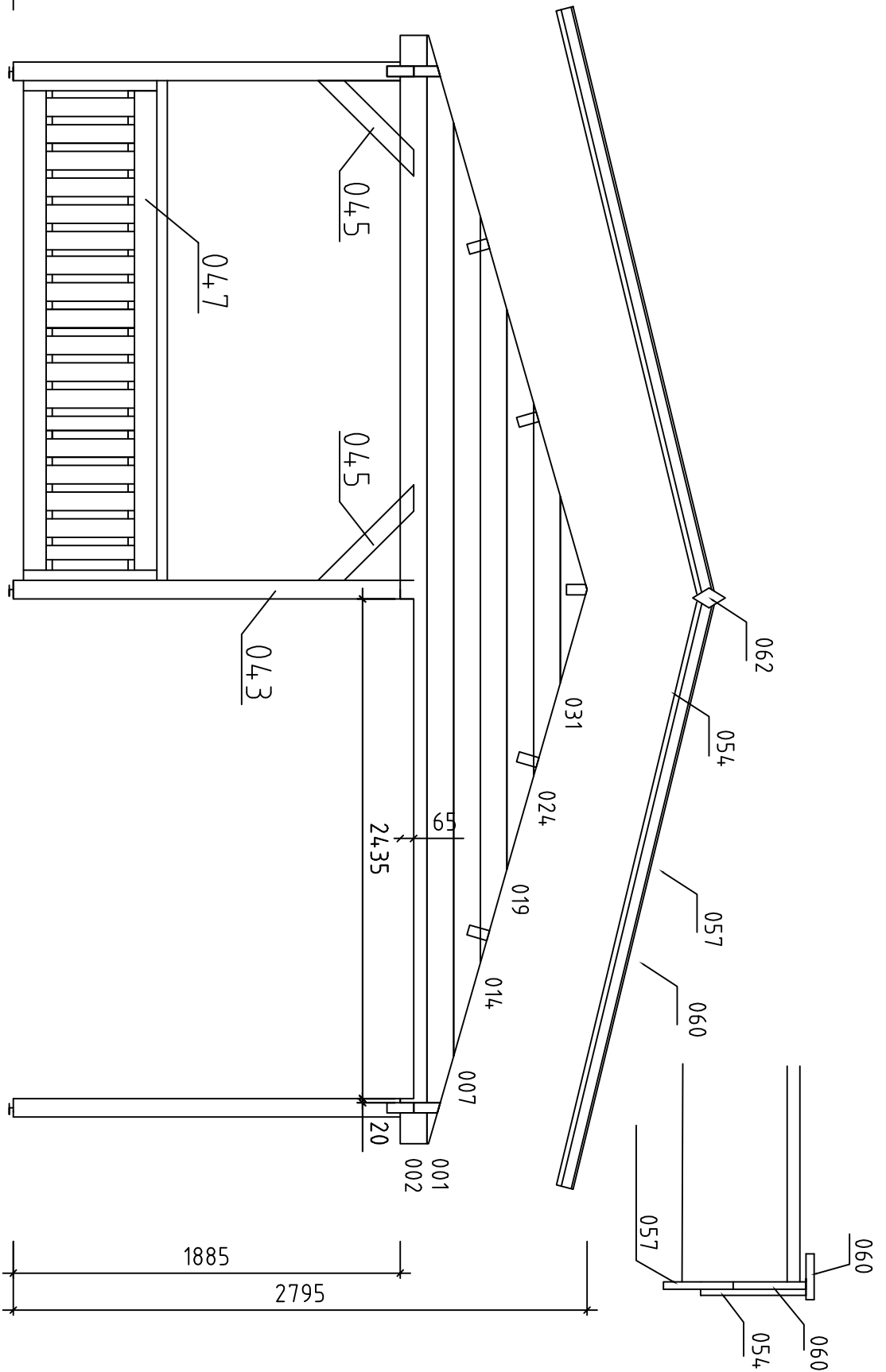
2795

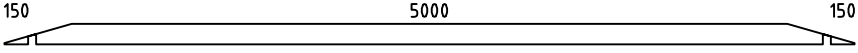
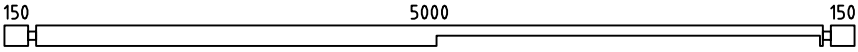
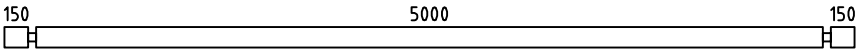
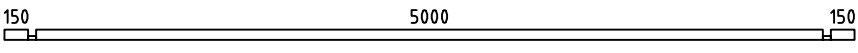
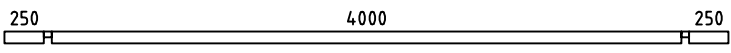
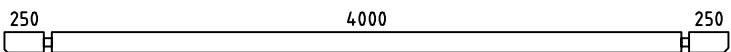

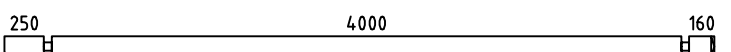
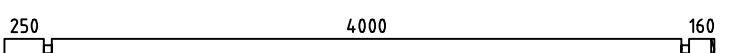
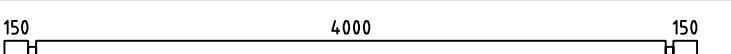
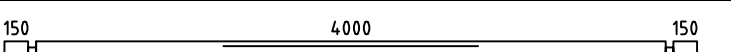
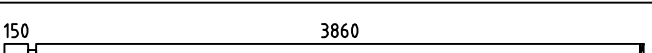
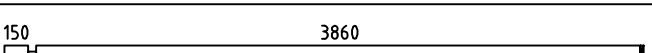

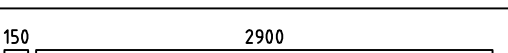

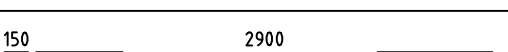
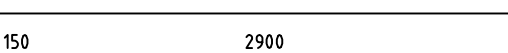

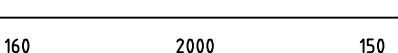
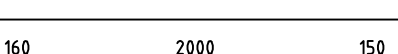







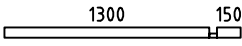
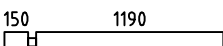


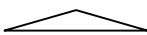

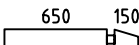
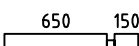
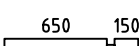

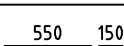
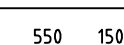




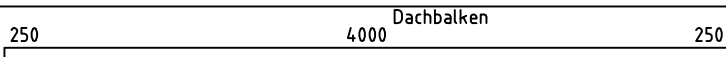
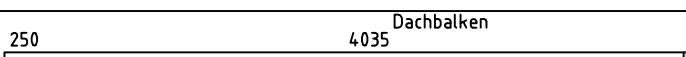

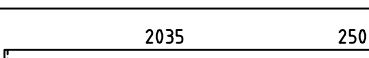
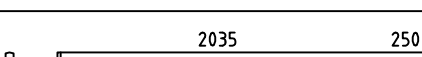
Wand B ↗


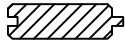




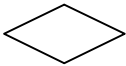




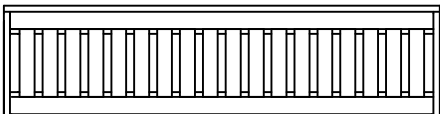



2 5X4+2+Z / 50 / 2013

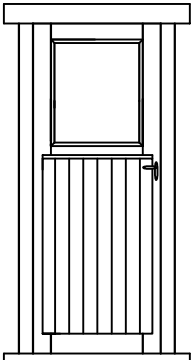

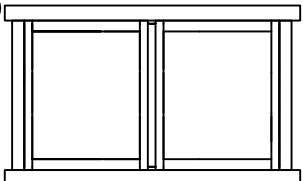
Wand C ↗

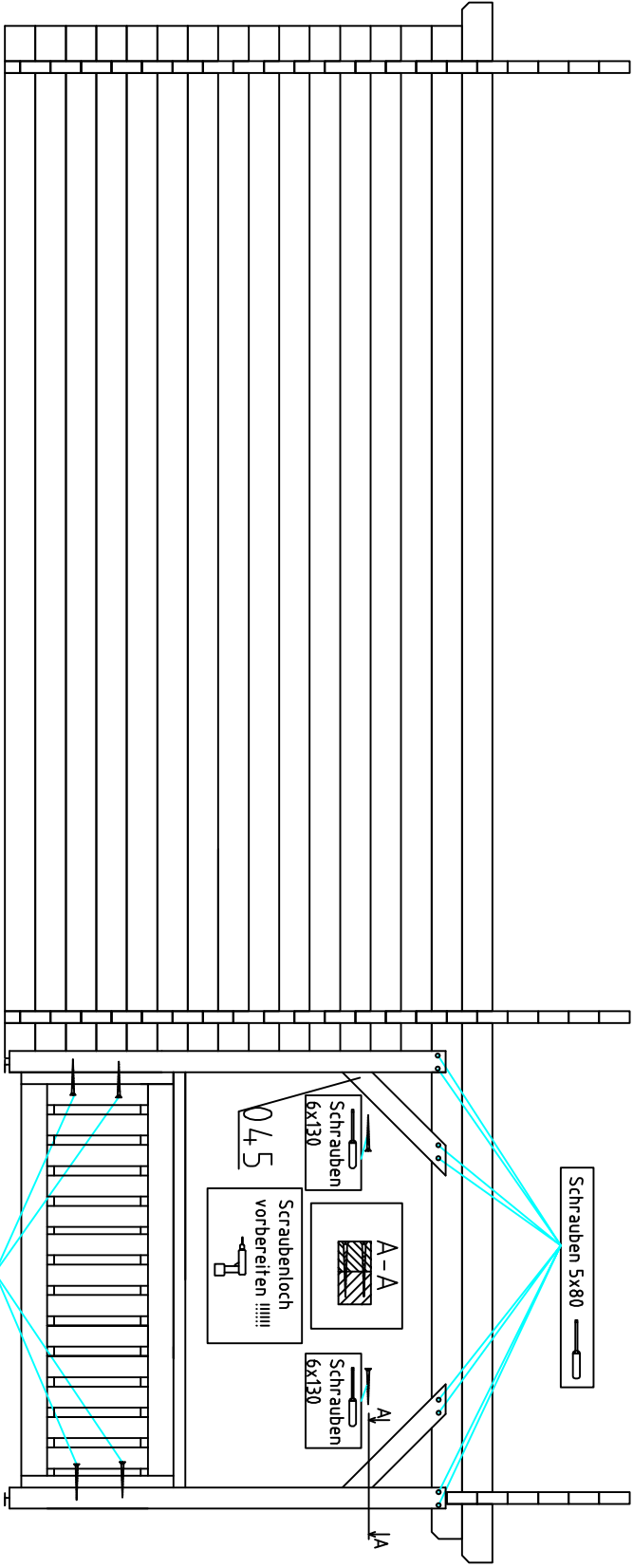


Pos	5x4+2+Z / 50 / 2013	ST	F (mm)	L (mm)
001		3	50x130	5400
002		1	50x130	5400
003		15	50x130	5400
004		1	50x65	5400
005		1	50x77	4600
006		1	50x130	4600
007		3	50x130	4545
008		1	50x130	4510
009		1	50x130	4510
010		31	50x130	4400
011	 Feder ab	1	50x130	4400
012		1	50x130	4060
013		1	50x130	4060
014		3	50x130	3636
015		1	50x65	3100
016		7	50x130	3100
017		1	50x130	3100
018		1	50x130	3100
019		3	50x130	2727
020		1	50x130	2410
021		1	50x130	2410
022		1	50x130	2160
023		1	50x130	2160
024		3	50x130	1818
025		1	50x130	1500

Pos	5x4+2+Z / 50 / 2013	ST	F (mm)	L (mm)
026		11	50x130	1500
027		1	50x65	1500
028		14	50x130	1390
029		1	50x130	1300
030		1	50x130	1300
031		3	50x130	909
032		2	50x130	886
033		1	50x130	850
034		11	50x130	850
035		1	50x65	850
036		6	50x130	750
037		15	50x130	750
038		1	50x65	750
039		6	50x130	730
040		1	50x123	432
041		1	50x123	432
042		1	50x25	700
PR1		1	50x140	4600
PR2		4	50x140	4335
PR4		1	50x140	4335
PR3		4	50x140	2335
PR5		1	50x140	2335

Pos	5x4+2+Z / 50 / 2013		ST	F (mm)	L (mm)	
050	Dachbretter		52	90x20	4610	
051	Dachbretter		100	90x20	3000	
052	Dachpappenleiste		12	20x40	2300	
053	Giebelbretter		1	20x120	2200	
054			3	20x120	3200	
055			1	20x120	4800	
056	Giebelbretter		1	20x90	2200	
057			3	20x90	3200	
058			1	20x90	4800	
059	Giebeldeckbretter		2	20x70	2200	
060			6	20x70	3200	
062			2	20x70	4800	
062	Giebelsegment		2			
042	Pfosten	 	2	90x90	1820	
043			1	90x90	1880	
044			2	90x90	1820	
045	Träger	 	6	90x90	655	
046	Barriere		2		1770	
047			1		2435	
048	Schrauben		36	5,0x80		
049	Schrauben		62	6,0x130		
064	Adapter		1		2150	
065			1		300	
Kood		Materjal	File	trükk.dwg	Leht	3/4

Pos	5x4+2+Z / 50 / 2013		ST	F (mm)	L (mm)				
UKHL	<p>Tür 700x1690 "A"</p>  <p>Klaas 423x603</p>		1L						
U155S	<p>Tür 1550x2015 Deur Door</p>  <table border="1" data-bbox="654 672 1045 761"> <tr> <td data-bbox="654 672 774 728">Iso</td> <td data-bbox="774 672 1045 728">1200x544= 2st.</td> </tr> <tr> <td data-bbox="654 728 774 761"></td> <td data-bbox="774 728 1045 761">kotike 1 kmpl.</td> </tr> </table> <p data-bbox="901 862 1125 896">Ristid anda kaasa</p>		Iso	1200x544= 2st.		kotike 1 kmpl.	1		
Iso	1200x544= 2st.								
	kotike 1 kmpl.								
F1	<p>Fenster BC 1620x910 Raam Window</p>  <p data-bbox="199 1265 422 1299">Ristid anda kaasa</p> <table border="1" data-bbox="742 1108 1133 1164"> <tr> <td data-bbox="742 1108 861 1164">Iso</td> <td data-bbox="861 1108 1133 1164">629x657 2st.</td> </tr> </table>		Iso	629x657 2st.	2				
Iso	629x657 2st.								
Kood	Materjal		File trükk.dwg		Leht 3/3				



Wand 1

4050

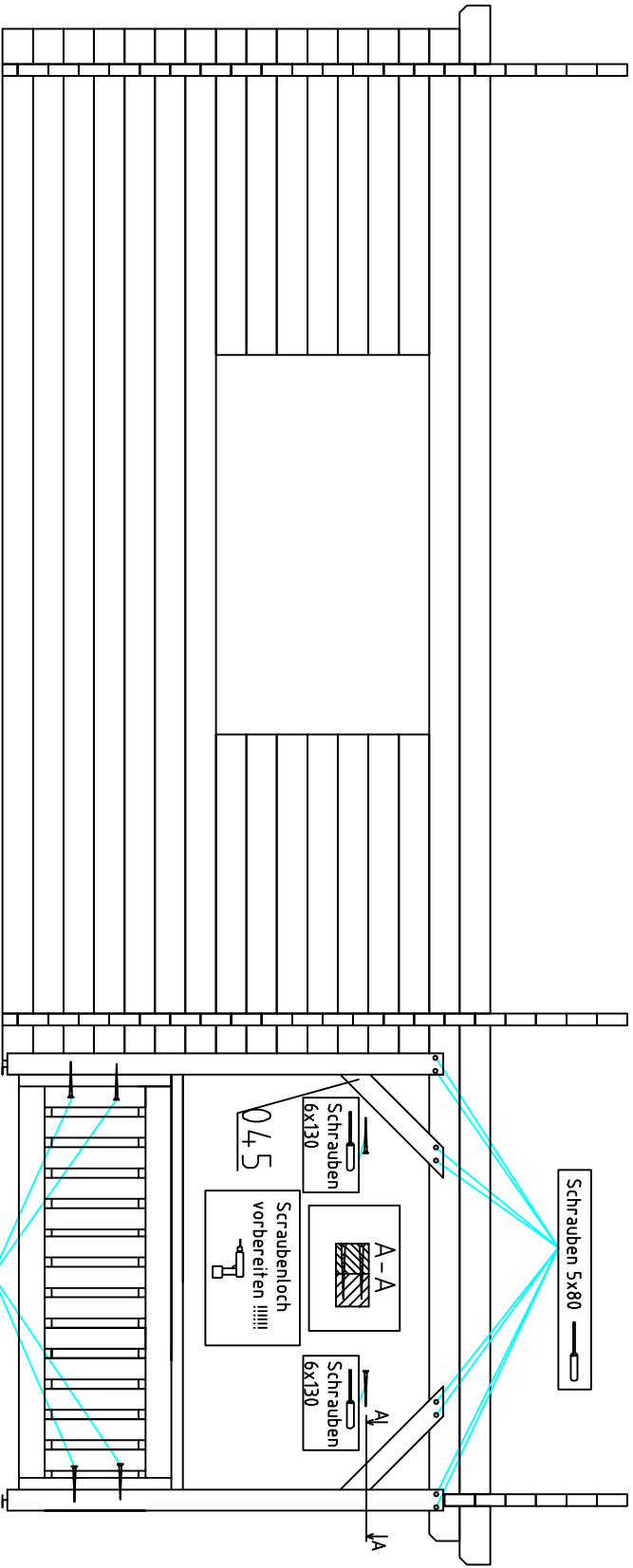
2050

(A)

(B)

(C)

5x4+2+Z / 50 / 2013



Wand 2

4050

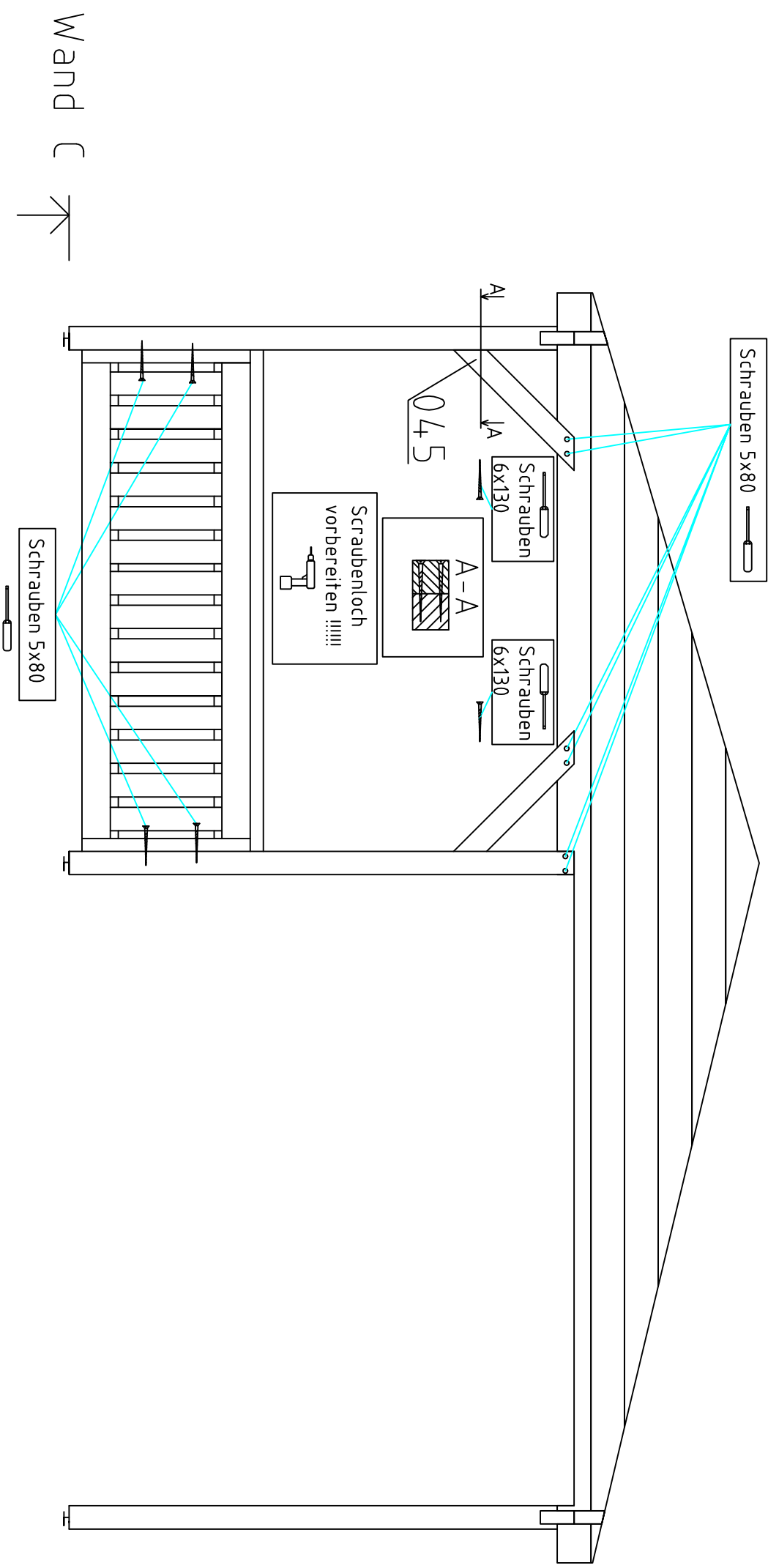
2050

A

B

C

5x4+2+Z / 50 / 2013



① 5x4+2+Z / 50 / 2013

②

Doppeltür

Beschlag:

Türklinken mit der Lasche = 1 Kmp.

Schraube 5x80mm = 4 St.

Schnepper mit Schlüsseln = 1 Kmp.

Metalblechen (zwei St.) Pos. 5,
befinden sich auf untere oder
obere Türflügelkante.

