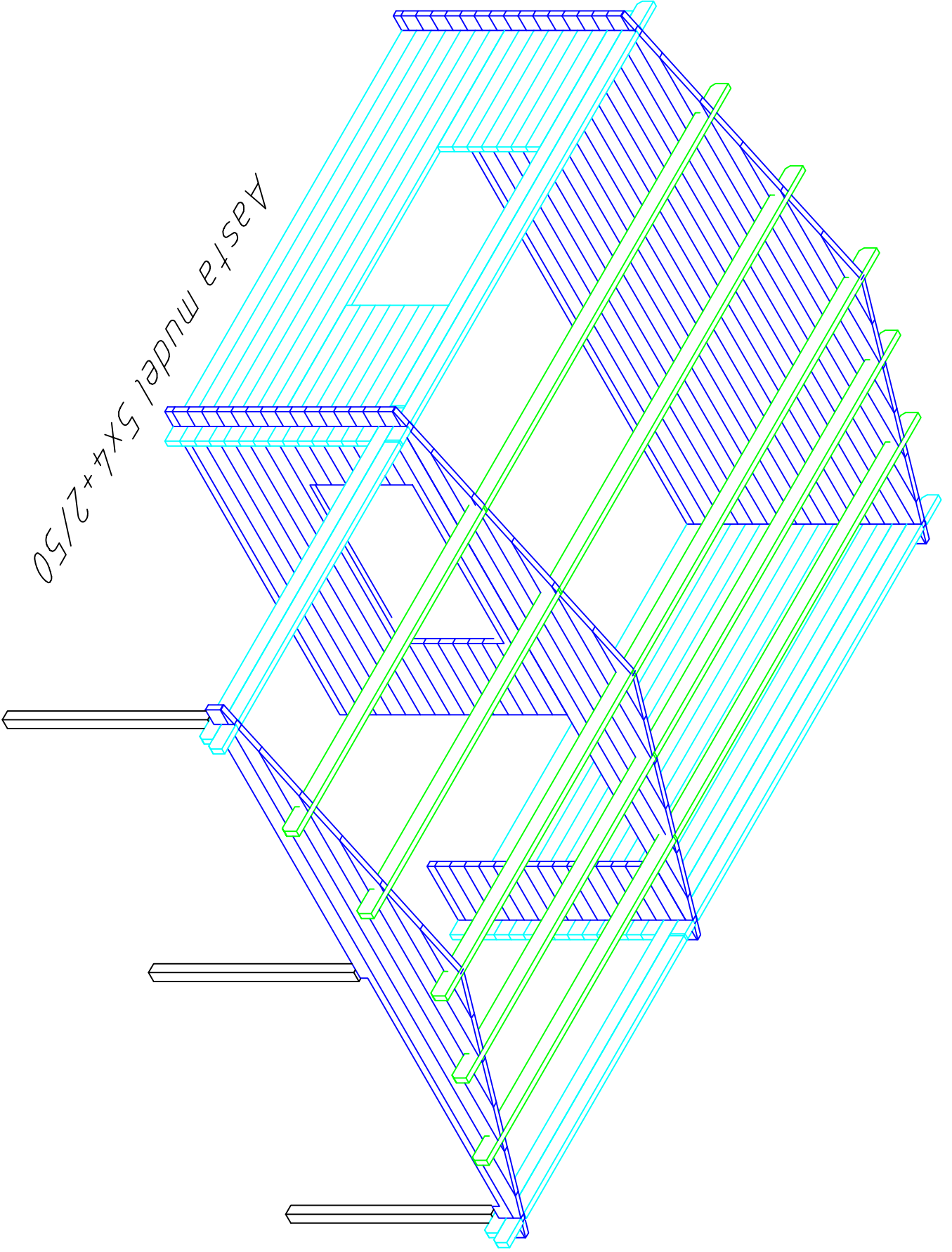
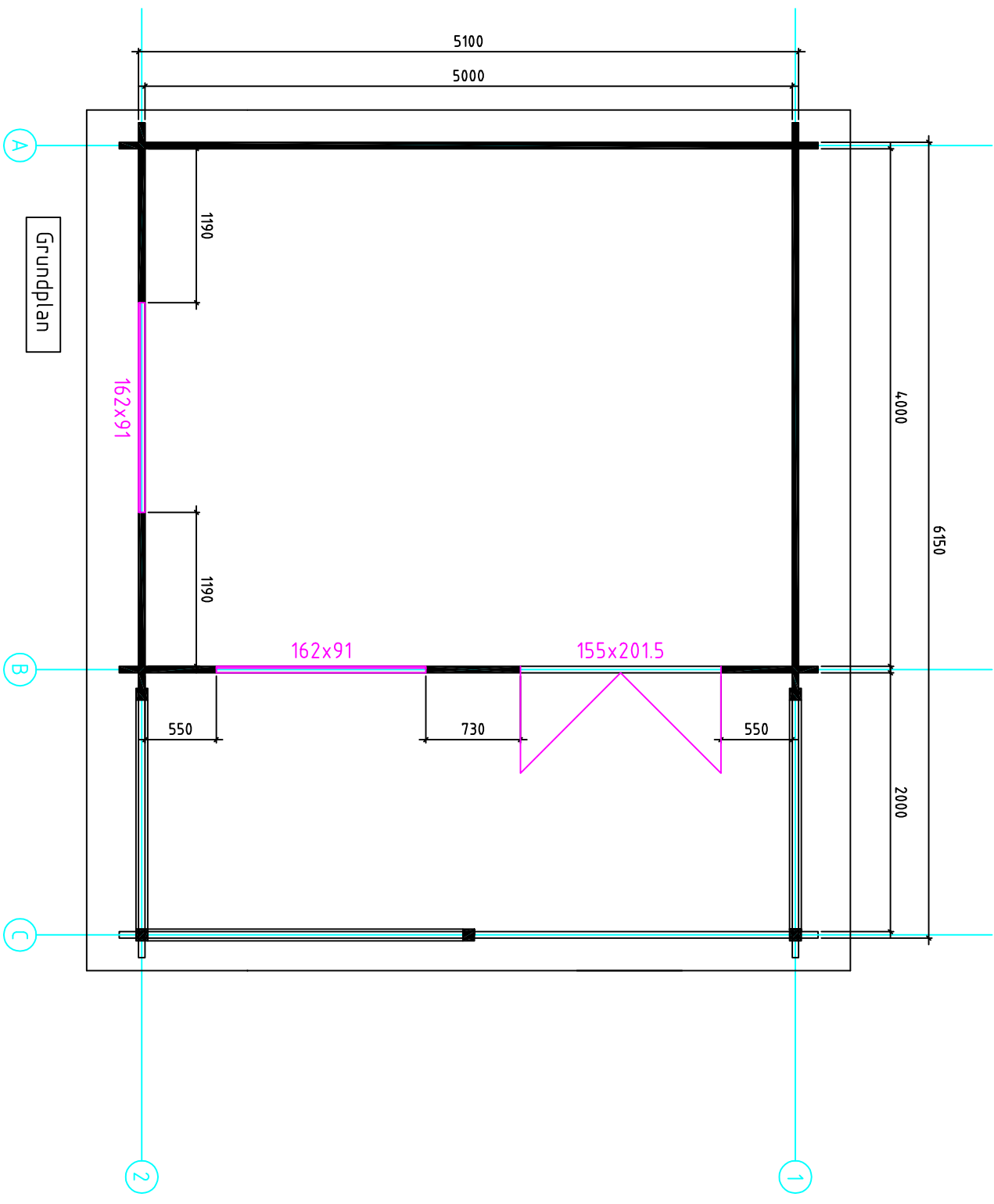
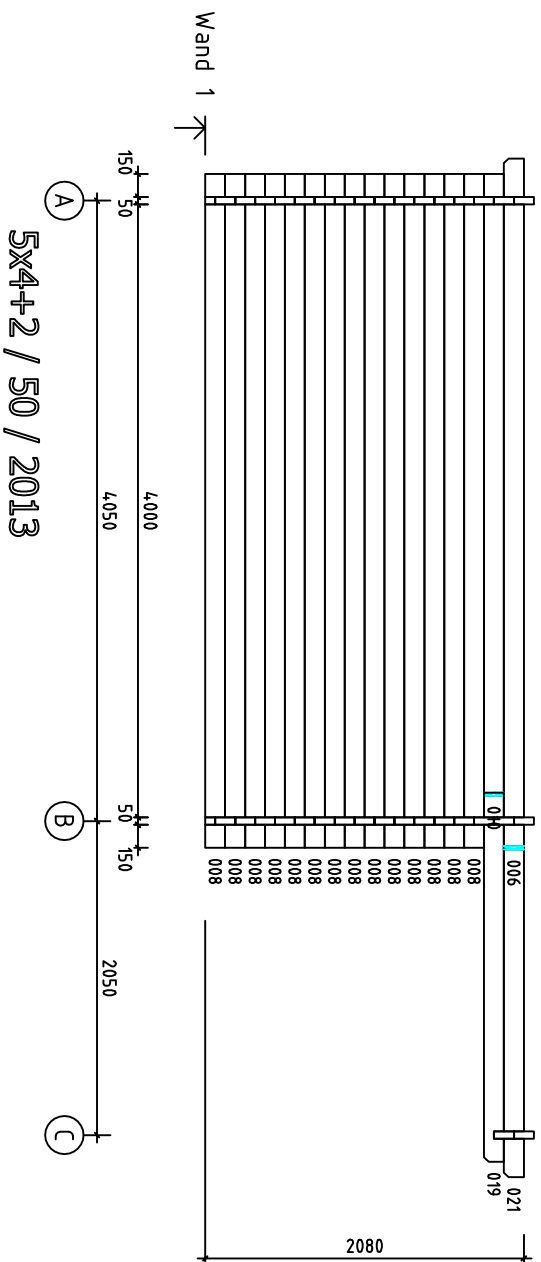


Aasta mudel 5x4+2/50

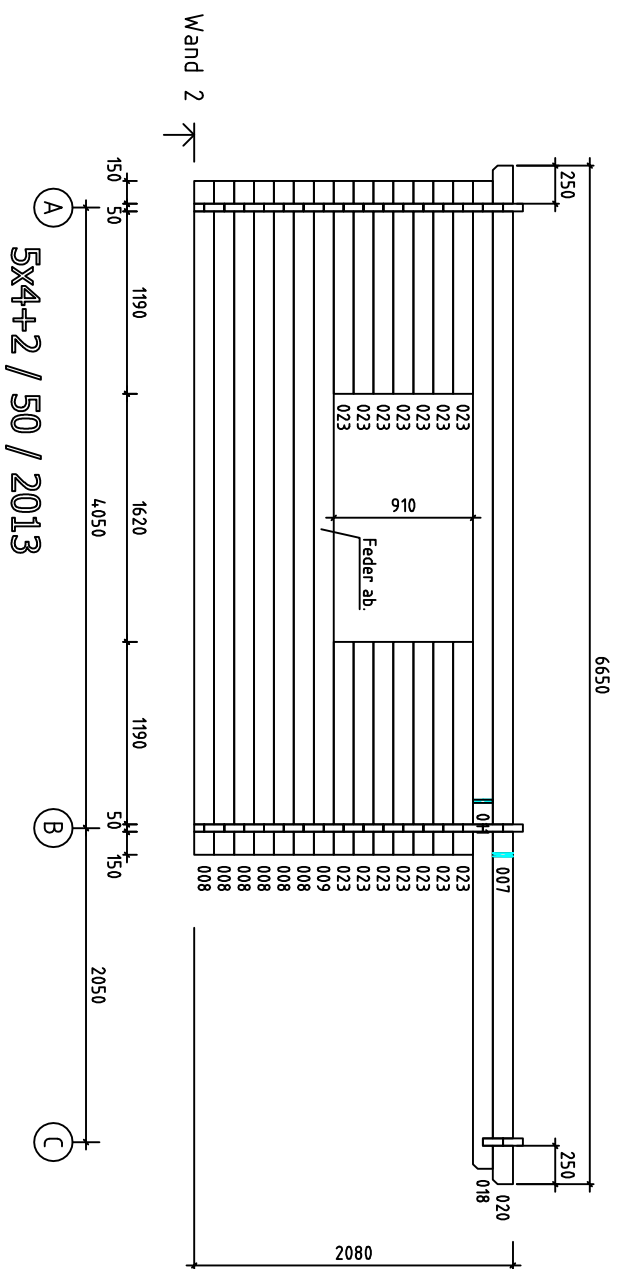


# 5X4+2 / 50 / 2013

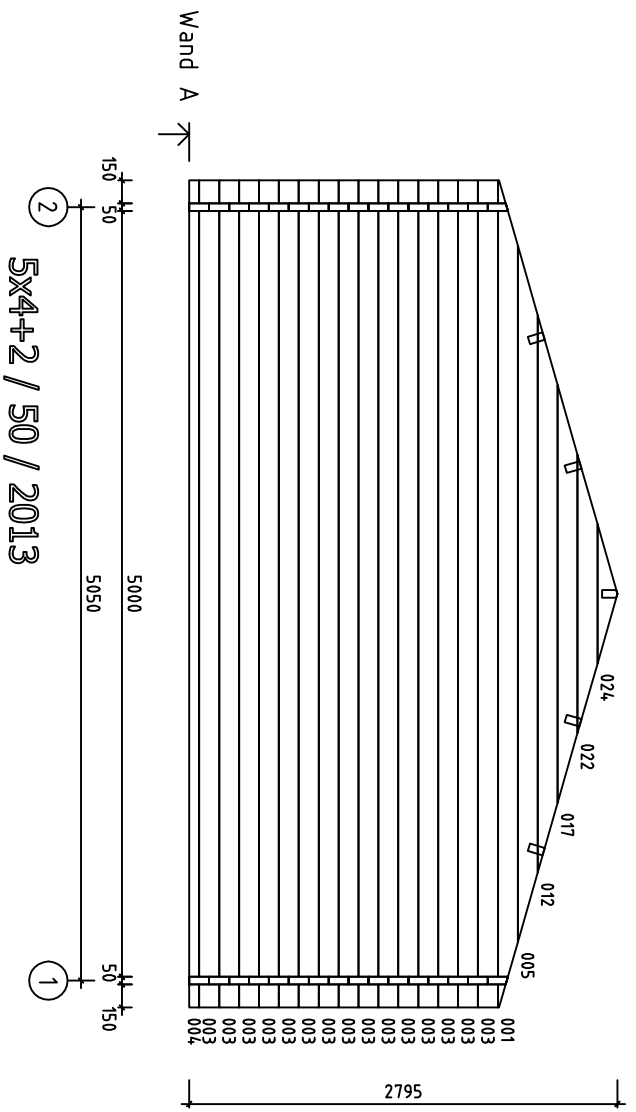




Kood	Leht	5
Joonis	Hooldkava	1:50
Wand 1		
Materjal	Kuup.	29.08.2013
5x13		
Joonestaja	File	töö.dwg



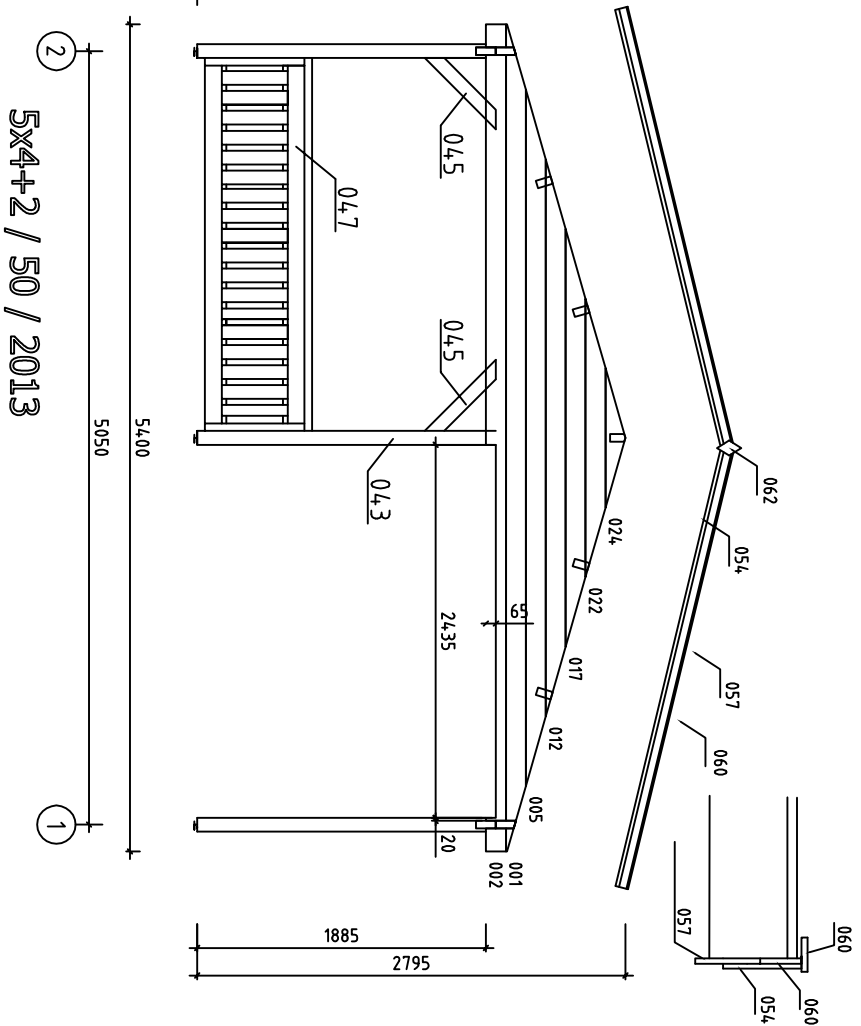
Kood	Leht	6
Joonis	Hoortava	1:50
Materjal	Kuup.	29.08.2013
Joonistas	File	töö.dwg



Kood	Leht	2
Joonis	Hoovikava	1:50
Material	Kuup.	29.08.2013
Joonestaja	File	töö.dwg

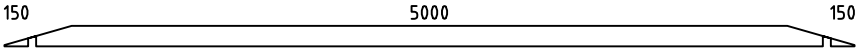
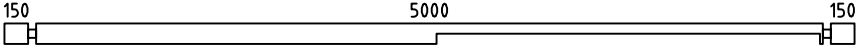

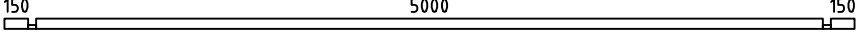








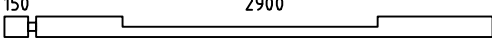





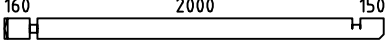



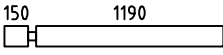
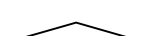
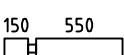


Wand C ↗

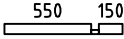
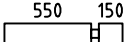



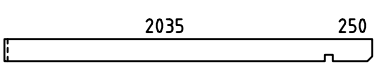
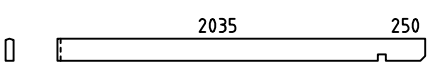
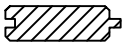

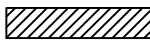

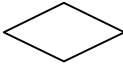




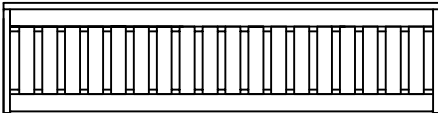




5x4+2 / 50 / 2013

Kood	Leht	4
Joonis	Hoortava	1:50
Wand C		
Materjal	Kuup.	29.08.2013
5x13		
Joonestias	File	töö.dwg


Pos	5x4+2 / 50 / 2013	ST	F (mm)	L (mm)
001		3	50x130	5400
002		1	50x130	5400
003		15	50x130	5400
004		1	50x65	5400
005		3	50x130	4545
006		1	50x130	4510
007		1	50x130	4510
008		20	50x130	4400
009	 Feder ab	1	50x130	4400
010		1	50x130	4060
011		1	50x130	4060
012		3	50x130	3636
013		1	50x130	3100
014		1	50x130	3100
015		1	50x65	3100
016		7	50x130	3100
017		3	50x130	2727
018		1	50x130	2410
019		1	50x130	2410
020		1	50x130	2160
021		1	50x130	2160
022		3	50x130	1818
023		14	50x130	1390
024		3	50x130	909
025		6	50x130	750



Pos	5x4+2 / 50 / 2013	ST	F (mm)	L (mm)
026		1	50x65	750
027		15	50x130	750
028		6	50x130	730
PR1		4	50x140	4335
PR3		1	50x140	4335
PR2		4	50x140	2335
PR4		1	50x140	2335
	Dachbretter 	150	20x90	3000
	Dachpappenleiste 	12	20x40	2600
054	Giebelbretter 	4	20x120	3200
		4	20x90	3200
060	Giebeldeckbretter 	8	20x70	3200
062	Giebelsegment 	2		
042	Pfosten 	2	90x90	1820
043		1	90x90	1880
044		2	90x90	1820
045	Träger 	6	90x90	655
046	Barriere 	2		1770
047		1		2435
048	Schrauben 	36	5,0x80	
049	Schrauben 	62	6,0x130	

U155S

Tür 1550x2015  
Deur  
Door



Iso	1200x544= 2st.
	kotike 1 kmpl.

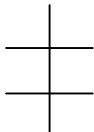


Ristid anda kaasa

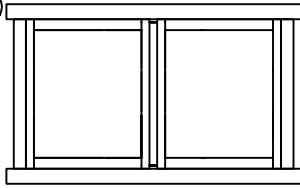
1

F1

Fenster BC 1620x910  
Raam  
Window

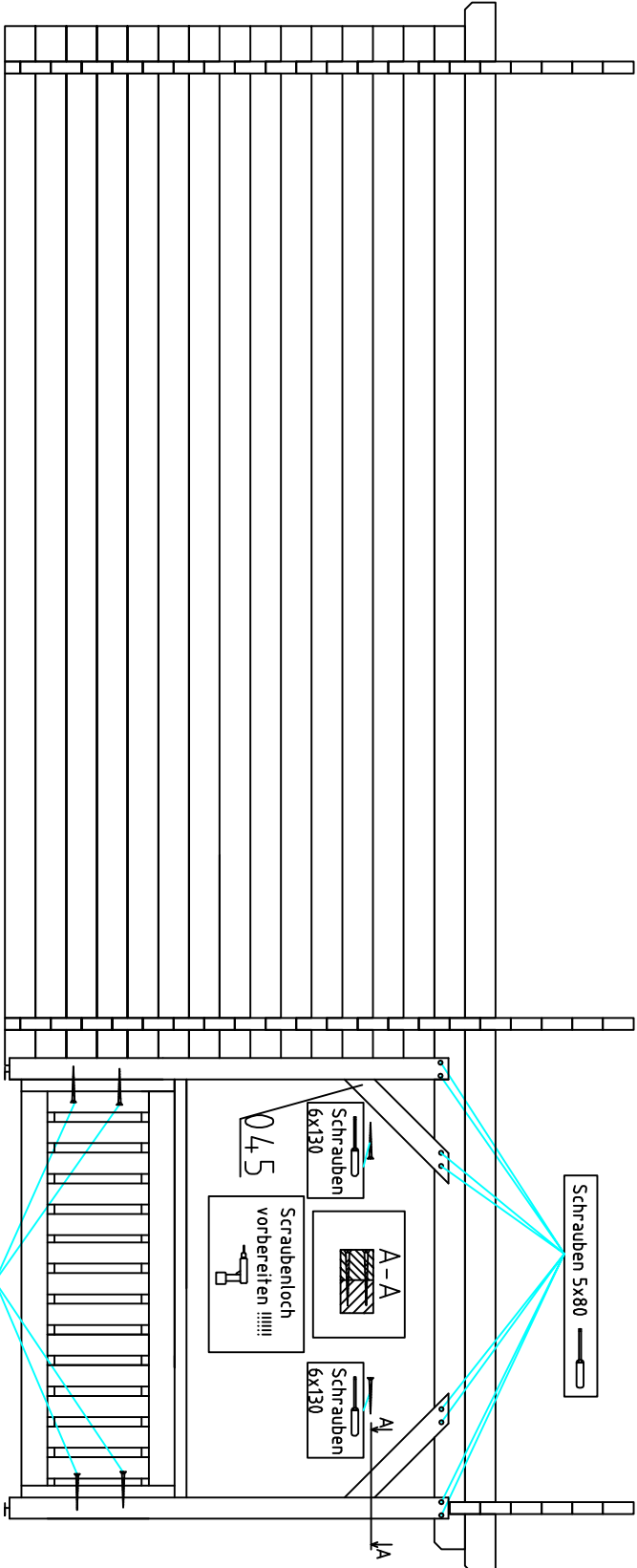


Ristid anda kaasa



Iso	629x657 2st.
-----	--------------

2



Wand 1

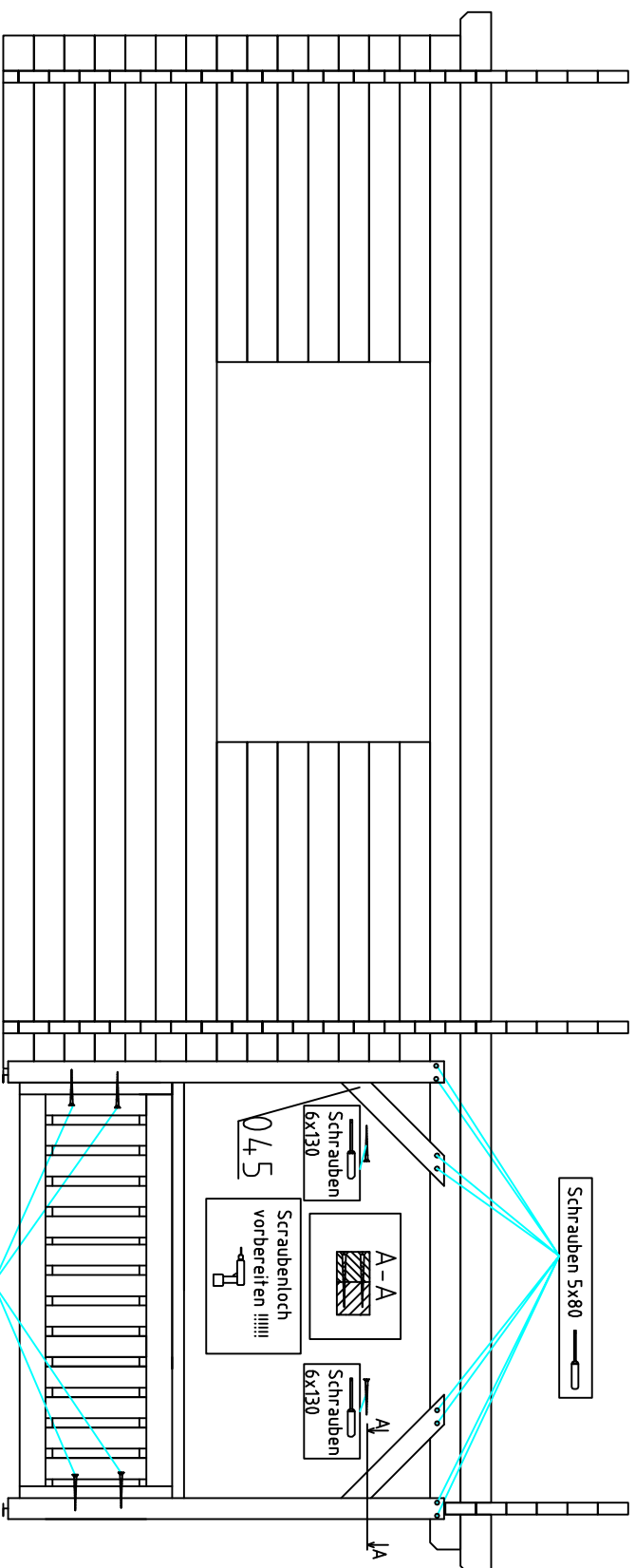
4050

2050

(A) 5x4+2 / 50 / 2013

(B)

(C)



Wand 2

4,050

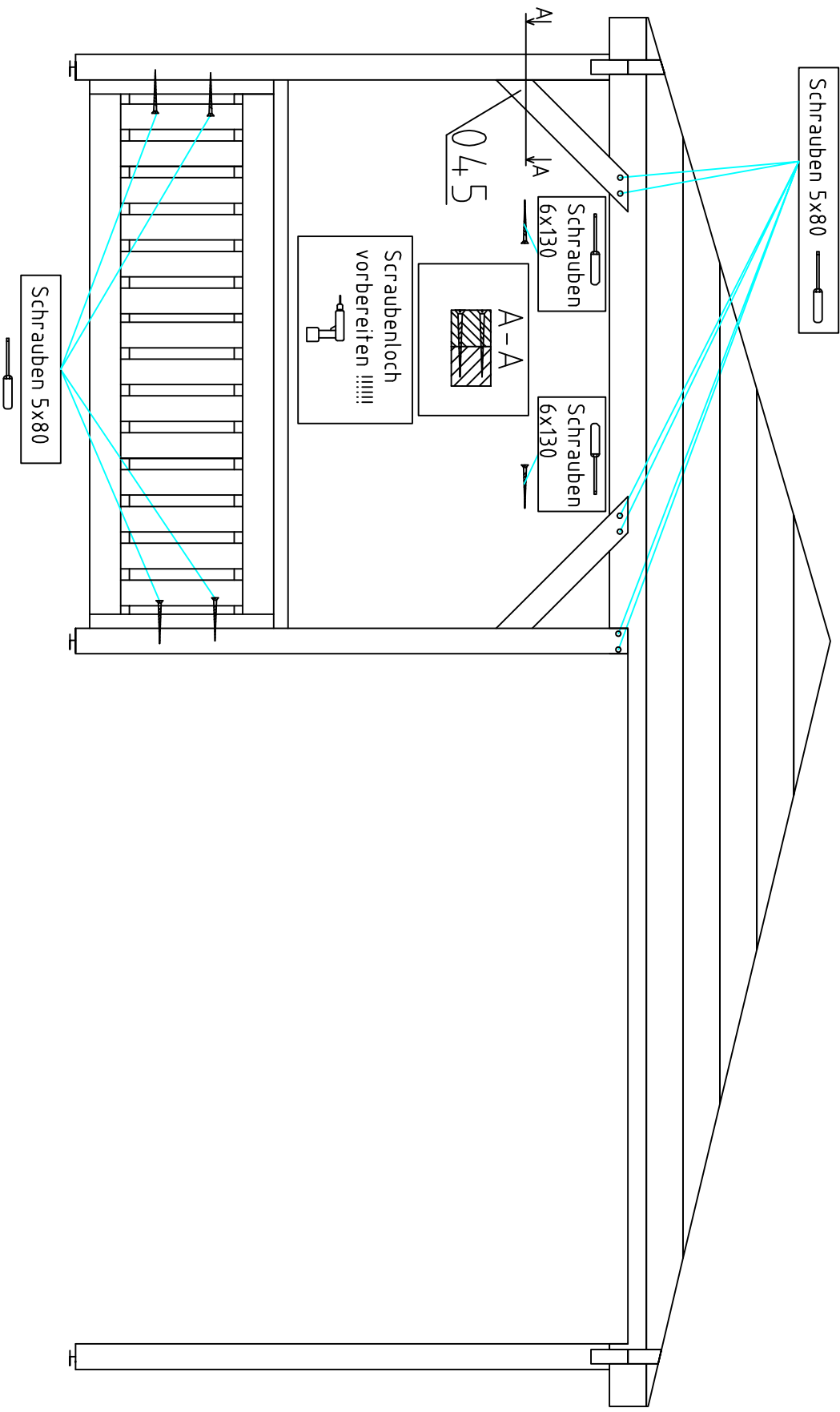
2,050

A

B

C

5x4+2 / 50 / 2013



Wand C →

5050

①

5X4+2 / 50 / 2013

②

# Doppeltür

Beschlag:

Türklinken mit der Lasche = 1 Kmp.

Schraube 5x80mm = 4 St.

Schnepper mit Schlüsseln = 1 Kmp.

Metallechen (zwei St.) Pos. 5,  
befinden sich auf untere oder  
obere Türflügelkante.

