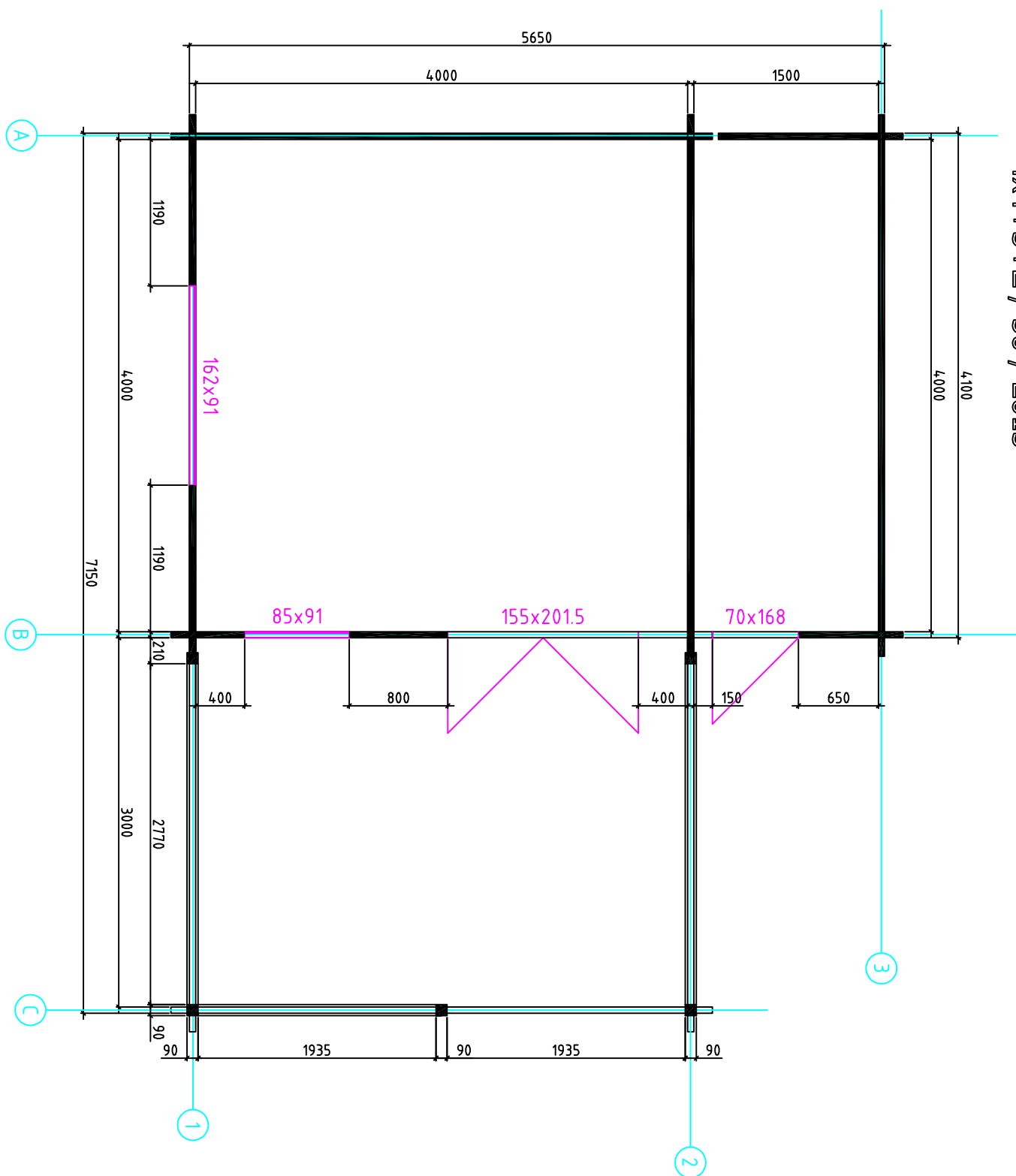
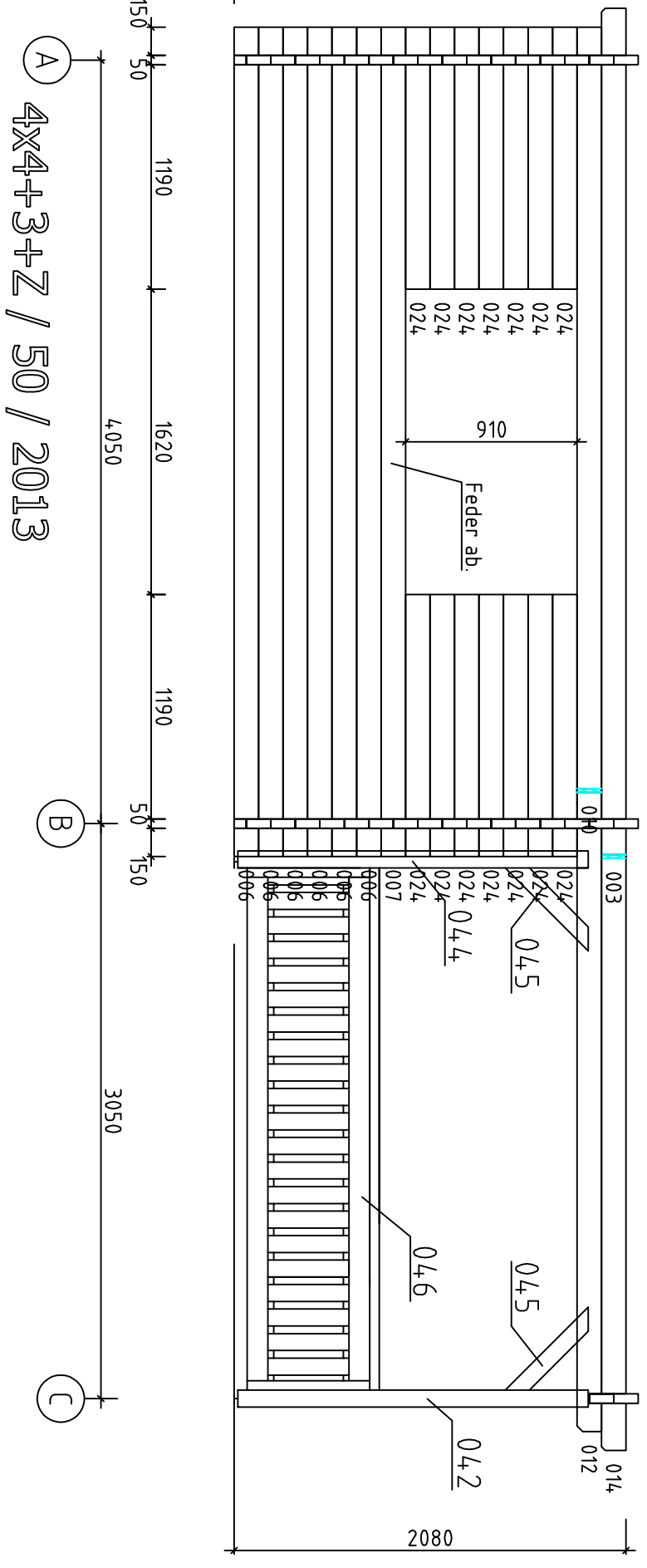


4x4+3+2 | 50 | 2013

4x4+3+Z / 50 / 2013



Wand 1




A 4x4+3+Z / 50 / 2013

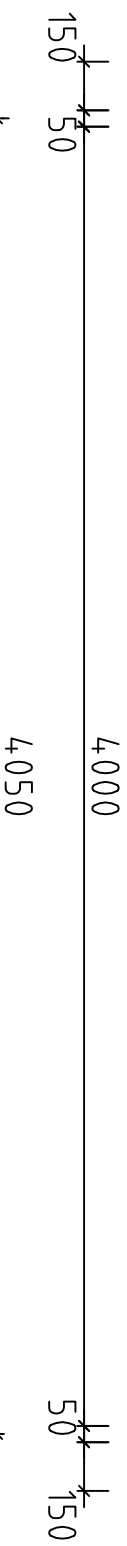
B

C

Wand 3



1820

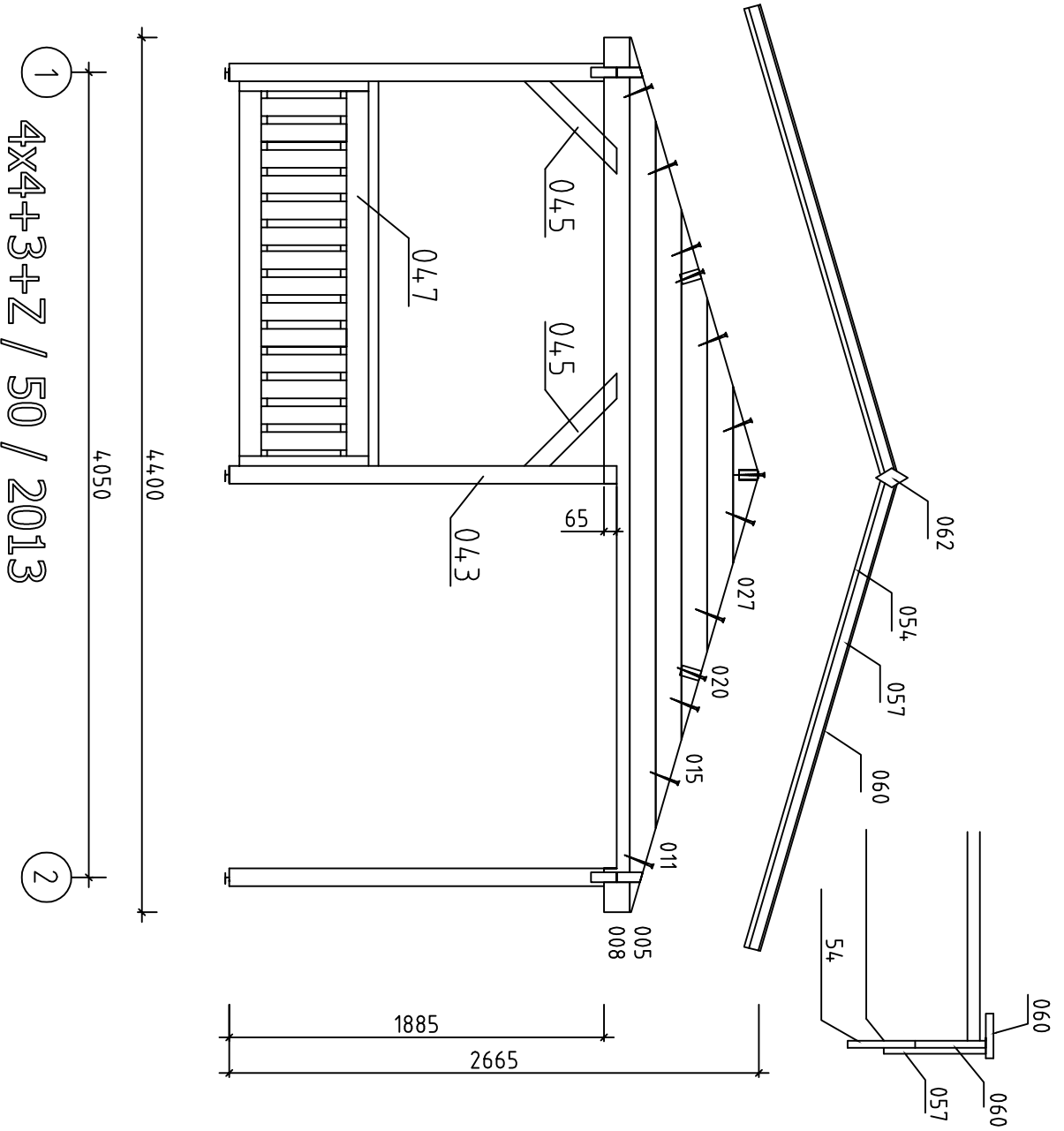


A



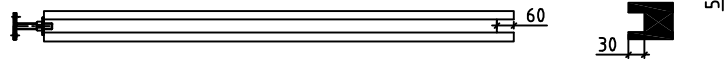
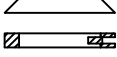

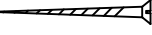


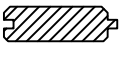

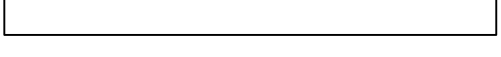

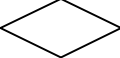


4X4+3+Z / 50 / 2013

B

Wand C ↗



Pos	4x4+3+Z / 50 / 2013	ST	F (mm)	L (mm)
001		1	50x67	4600
002		1	50x130	4600
003		1	50x130	4510
004		1	50x130	4510
005		3	50x130	4400
006		46	50x130	4400
007		1	50x130	4400
008		1	50x130	4400
009		1	50x65	4400
010		2	50x130	4060
011		3	50x130	3556
012		2	50x130	3410
013		1	50x130	3160
014		1	50x130	3160
015		3	50x130	2667
016		1	50x65	2250
017		7	50x130	2250
018		1	50x130	2250
019		1	50x130	2250
020		3	50x130	1778
021		1	50x130	1500
022		11	50x130	1500
023		1	50x65	1500
024		14	50x130	1390
025		1	50x130	1300
Kood	Materjal	File	uustrükk.dwg	Leht 1/3

Pos	4x4+3+Z / 50 / 2013		ST	F (mm)	L (mm)
042	Pfosten Kolom		2	90x90	1820
043	Column		1	90x90	1880
044			2	90x90	1820
045	Träger		6	90x90	655
046	Barriere		2		2770
047			1		1935
048	Schrauben		36	5,0x80	
049	Schrauben		62	6,0x130	
050	Abdeckleiste Afdekljst Finishinglist			40x20	12m
051	Dachbrettern Dakplanken Roofboard's		172	90x20	2490
052			52	90x20	1610
053	Giebelzierleiste Gevelsierlijst Frontlist		1	120x20	4300
054			3	120x20	2650
055			1	120x20	2200
056	Giebeldeckleiste Gevellijst Frontlist		1	90x20	4300
057			3	90x20	2650
058			1	90x20	2200
059	Giebelleiste Gevelanderlijst Frontlist		2	70x20	4300
060			6	70x20	2650
061			2	70x20	2200
062	Giebelsegment Gevelsegment Frontsegment		2		
063	Dachpappenleiste Dakshingleslijst Fillet of cardboard		12	40x20	2600
064	Adapter Koppelstuk Adapter		1		2150
065			1		400

Kood

Materjal

File uustrükk.dwg

Leht 2/3

Doppeltür

Beschlag:

Türklinken mit der Lasche = 1 Kmp.

Schraubeh 5x80mm = 4 St.

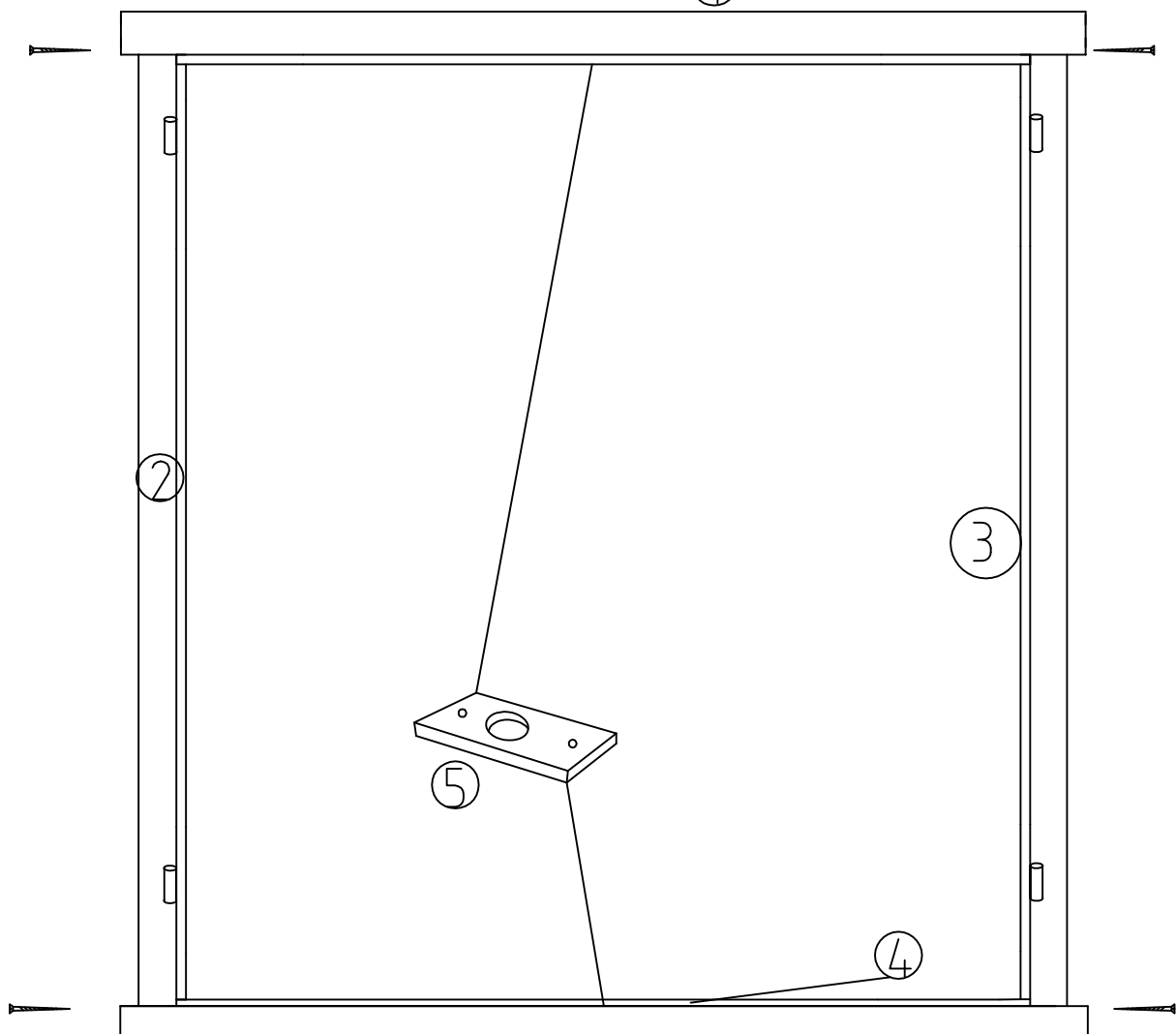
Schnepper mit Schlüsseln = 1 Kmp.

Metalblechen (zwei St.) Pos. 5,
befinden sich auf untere oder
obene Türflügelkante.

Schrauben 5x80

①

Schrauben 5x80



Schrauben 5x80

Schrauben 5x80

Wand 1 ↗

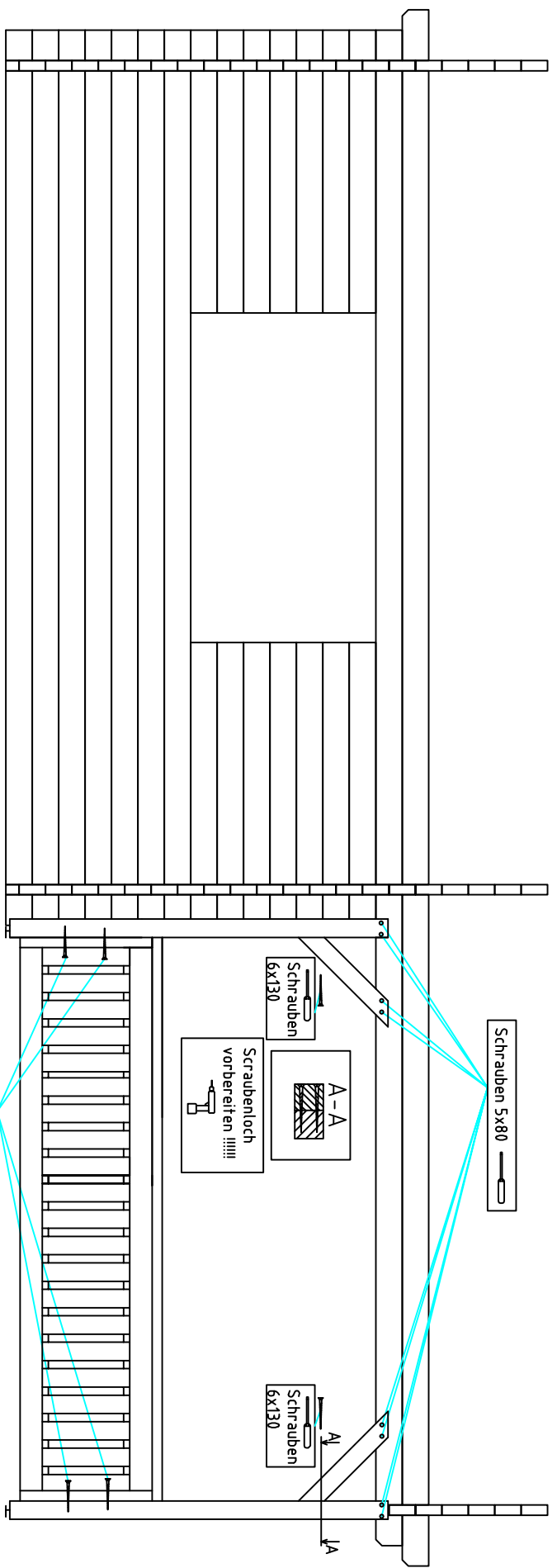
Ⓐ 4x4+3+Z / 50 / 2013

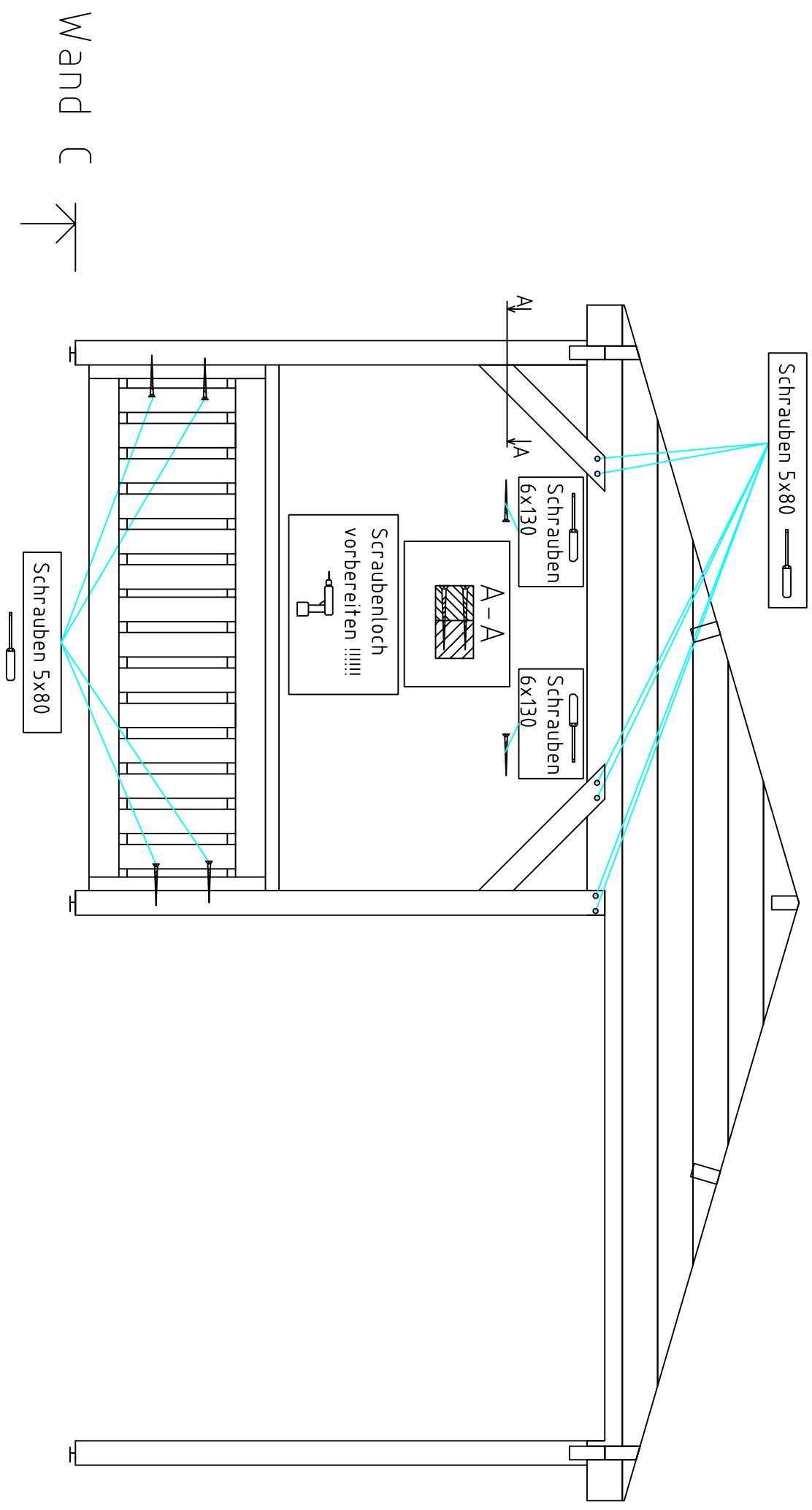
4050

Ⓑ

3050

Ⓒ





1 4x4+3+Z / 50 / 2013

2