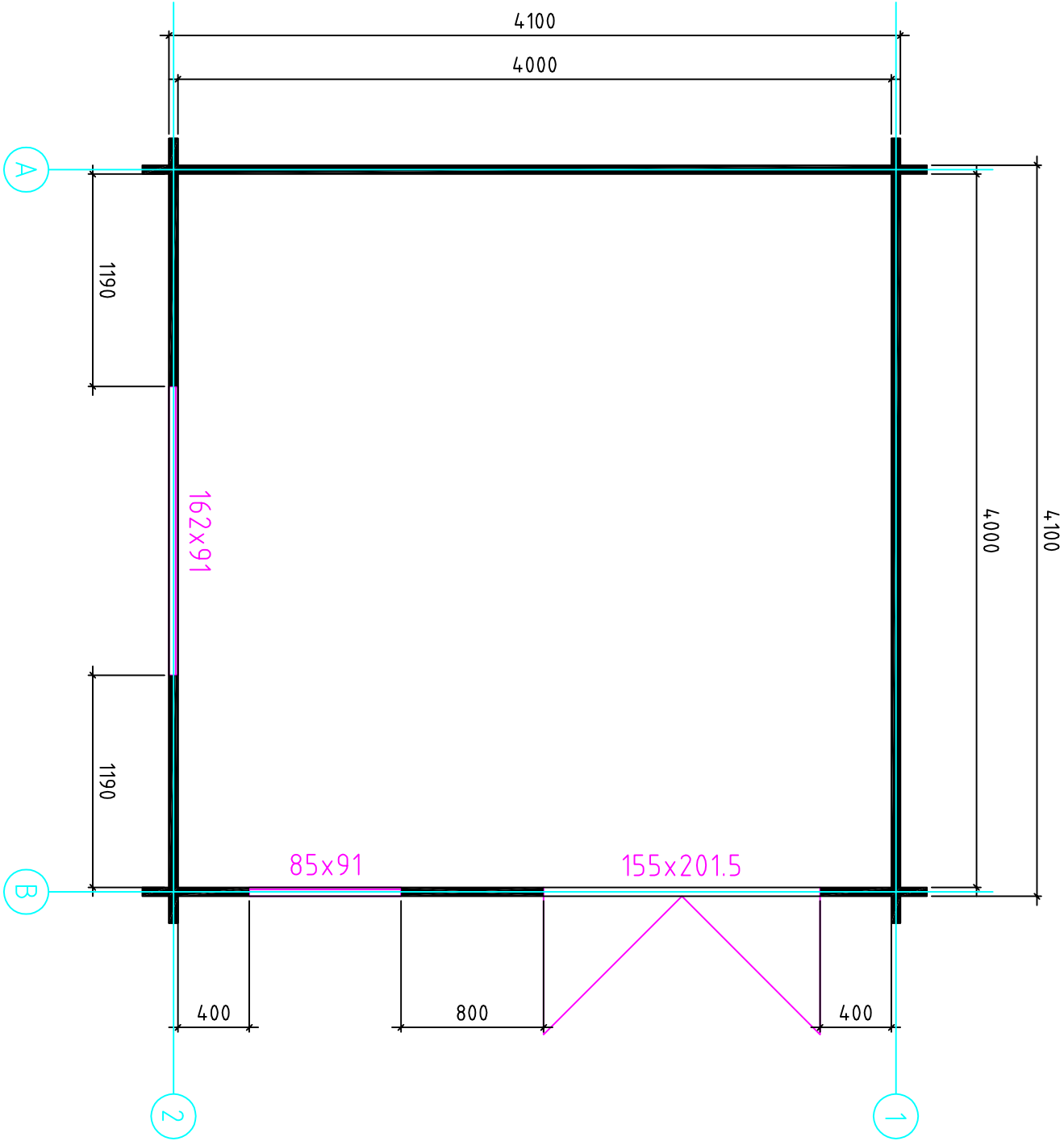


4x4 / 50 / 2013


4x4 / 50 / 2013



Wand 1



150



002

003

004

006

006

006

006

006

006

006

006

006

006

006

006

006

2080

150

4050

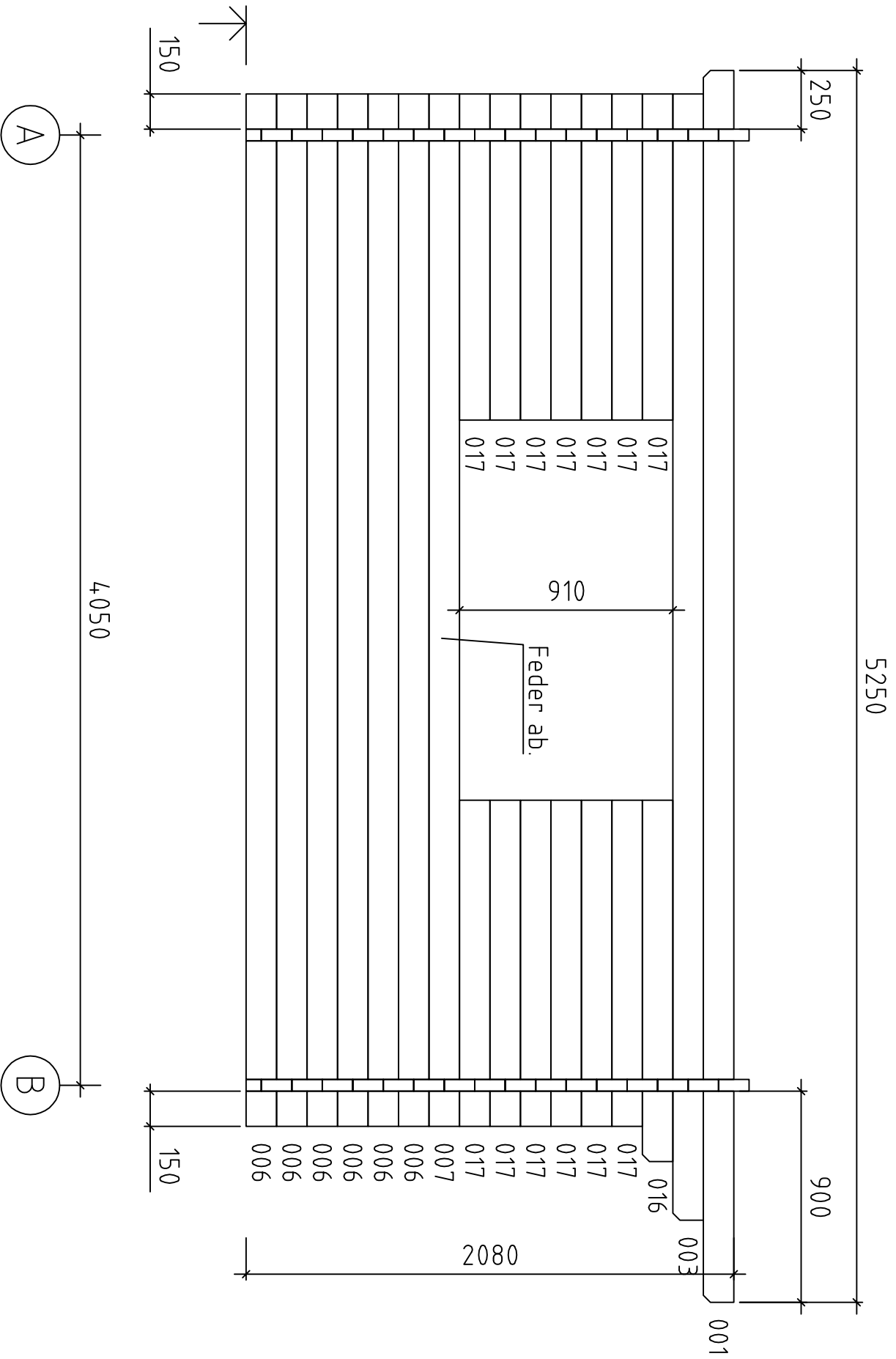
4000



4x4 / 50 / 2013

4X4 / 50 / 2013

Wand 2



5250

250

900

001

003

016

017
017
017
017
017
017

017
017
017
017
017
017
017

Feder ab.

910

2080

150

150

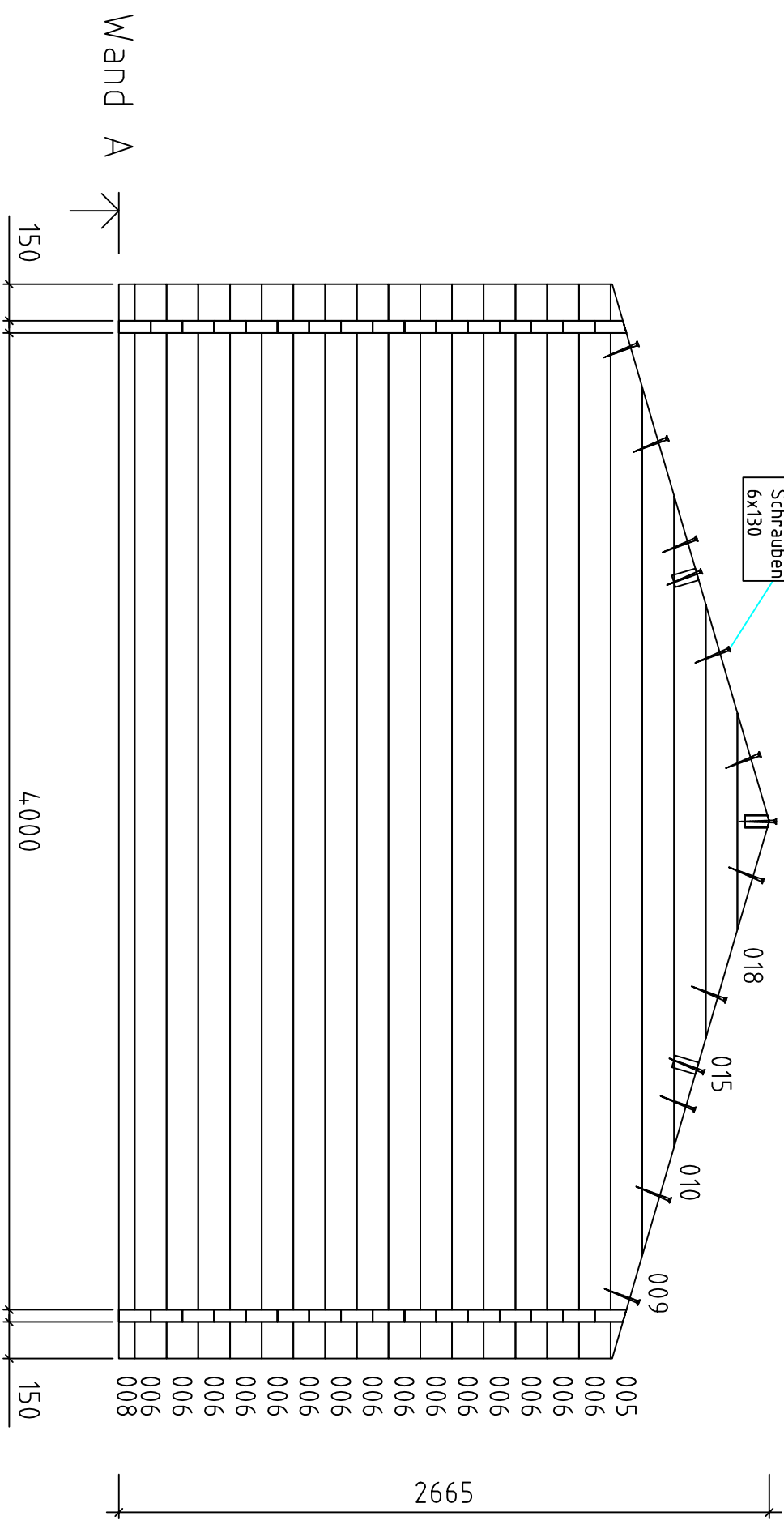
4050

A

B

Schraubenloch
vorbereiten !!!!!

Schrauben
6x130



2665

150

4000

4050

150

005
006
006
006
006
006
006
006
006
006
006
006
006
008

018

015

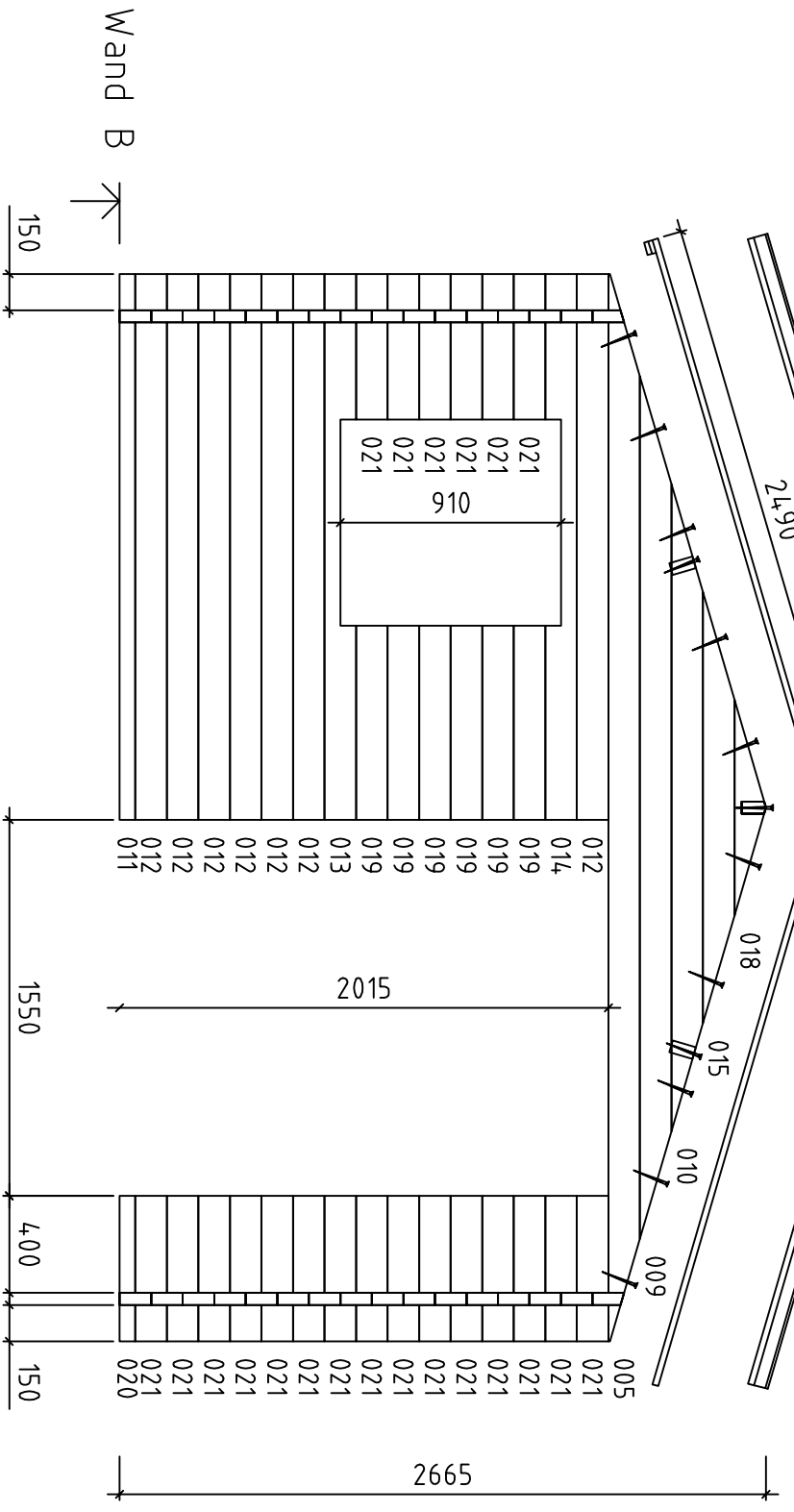
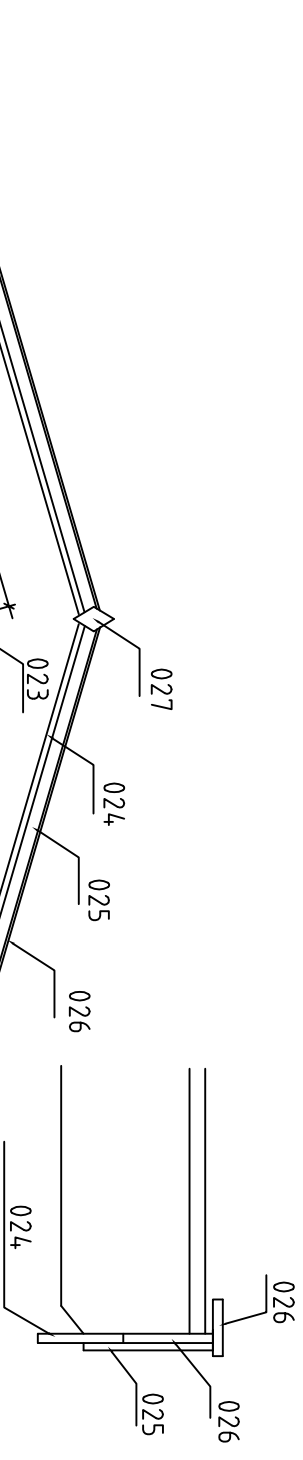
010

009

2

1



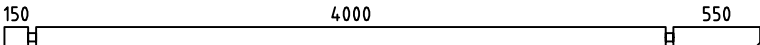
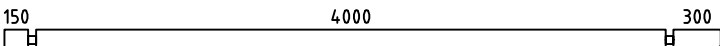
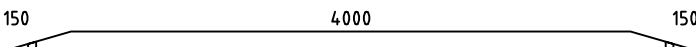
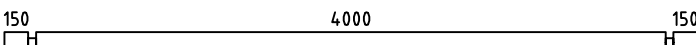
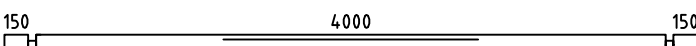
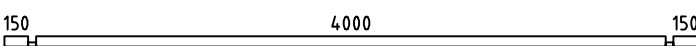


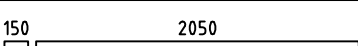
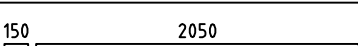
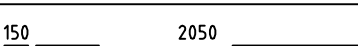
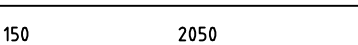

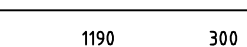
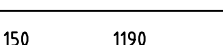


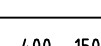
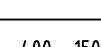
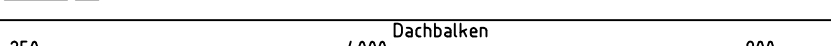
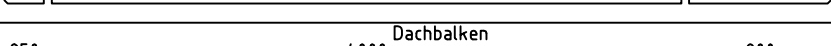
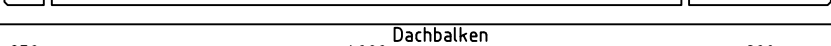

4X4 / 50 / 2013


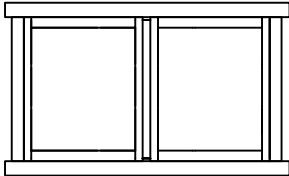
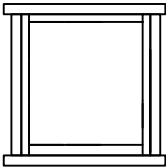
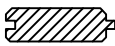



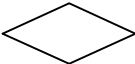





4x4 / 50 / 2013

2

1

Pos	4x4 / 50 / 2013	ST	F (mm)	L (mm)
001		1	50x130	5250
002		1	50x130	5250
003		2	50x130	4800
004		1	50x130	4550
005		2	50x130	4400
006		34	50x130	4400
007	 Feder ab	1	50x130	4400
008		1	50x65	4400
009		2	50x130	3556
010		2	50x130	2667
011		1	50x65	2250
012		7	50x130	2250
013		1	50x130	2250
014		1	50x130	2250
015		2	50x130	1778
016		1	50x130	1540
017		13	50x130	1390
018		2	50x130	889
019		6	50x130	800
020		1	50x65	600
021		21	50x130	600
PR3	 Dachbalken	1	50x140	5250
PR2	 Dachbalken	1	50x140	5250
PR1	 Dachbalken	1	50x140	5250
022	Abdeckleiste Afdeklijs Finishinglist 		20x40	8m
Kood	Materjal	File	trükk.dwg	Leht 1/2

Pos	4x4 / 50 / 2013		ST	F (mm)	L (mm)				
U155S	Tür 1550x2015 Deur Door	 <table border="1" data-bbox="667 174 1046 259"> <tr> <td>Iso</td> <td>1200x544= 2st.</td> </tr> <tr> <td></td> <td>kotike 1 kmpl.</td> </tr> </table>	Iso	1200x544= 2st.		kotike 1 kmpl.	1		
Iso	1200x544= 2st.								
	kotike 1 kmpl.								
F1	Fenster 1620x910 Raam Window	 <table border="1" data-bbox="753 595 1129 645"> <tr> <td>Iso</td> <td>629x657 2st.</td> </tr> </table>	Iso	629x657 2st.	1				
Iso	629x657 2st.								
F2	Fenster 850x910 Raam Window	 <table border="1" data-bbox="721 842 1098 891"> <tr> <td>Iso</td> <td>629x657 1st.</td> </tr> </table>	Iso	629x657 1st.	1R				
Iso	629x657 1st.								
023	Dachbrettern Dakplanken Roofboard's		120	90x20	2490				
024	Giebelleiste Gevelanderlijst Frontlist		4	120x20	2650				
025	Giebelleiste Gevelanderlijst Frontlist		4	90x20	2650				
026	Giebeldেকেleiste Gevellijst Frontlist		8	60x20	2650				
027	Giebelsegment Gevelsegment Frontsegment		2						
028	Dachpappenleiste Dakshingleslijst Fillet of cardboard		8	40x20	2625				
035	Schrauben 		4	5,0x80					
036	Schrauben 		36	6,0x130					
Kood	Materjal	File	trükk.dwg	Leht	2/2				

Doppeltür

Beschlag:

Türklinken mit der Lasche = 1 Kmp.

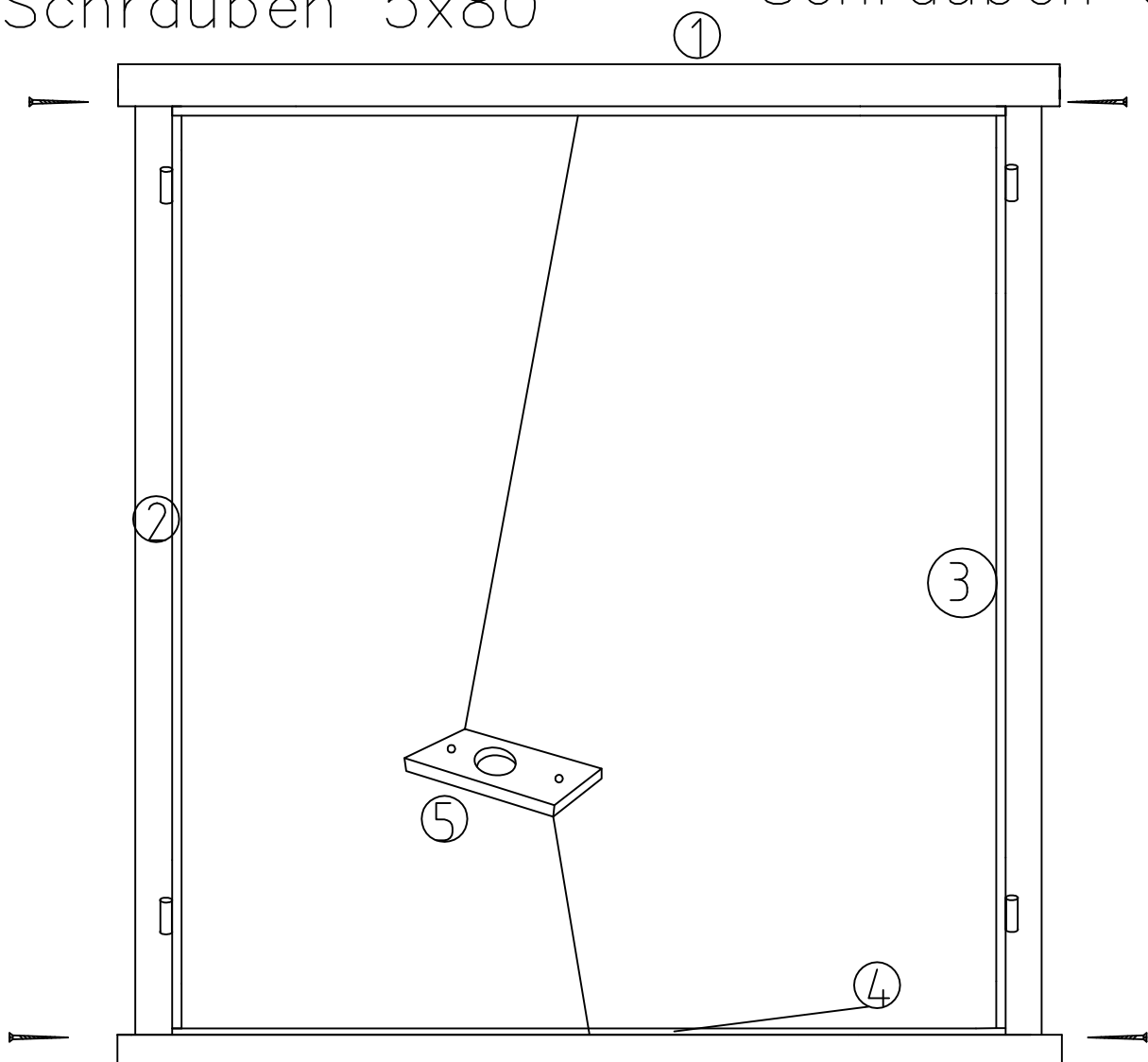
Schraubeh 5x80mm = 4 St.

Schnepper mit Schlüsseln = 1 Kmp.

Metalblechen (zwei St.) Pos. 5,
befinden sich auf untere oder
obene Türflügelkante.

Schrauben 5x80

Schrauben 5x80



Schrauben 5x80

Schrauben 5x80