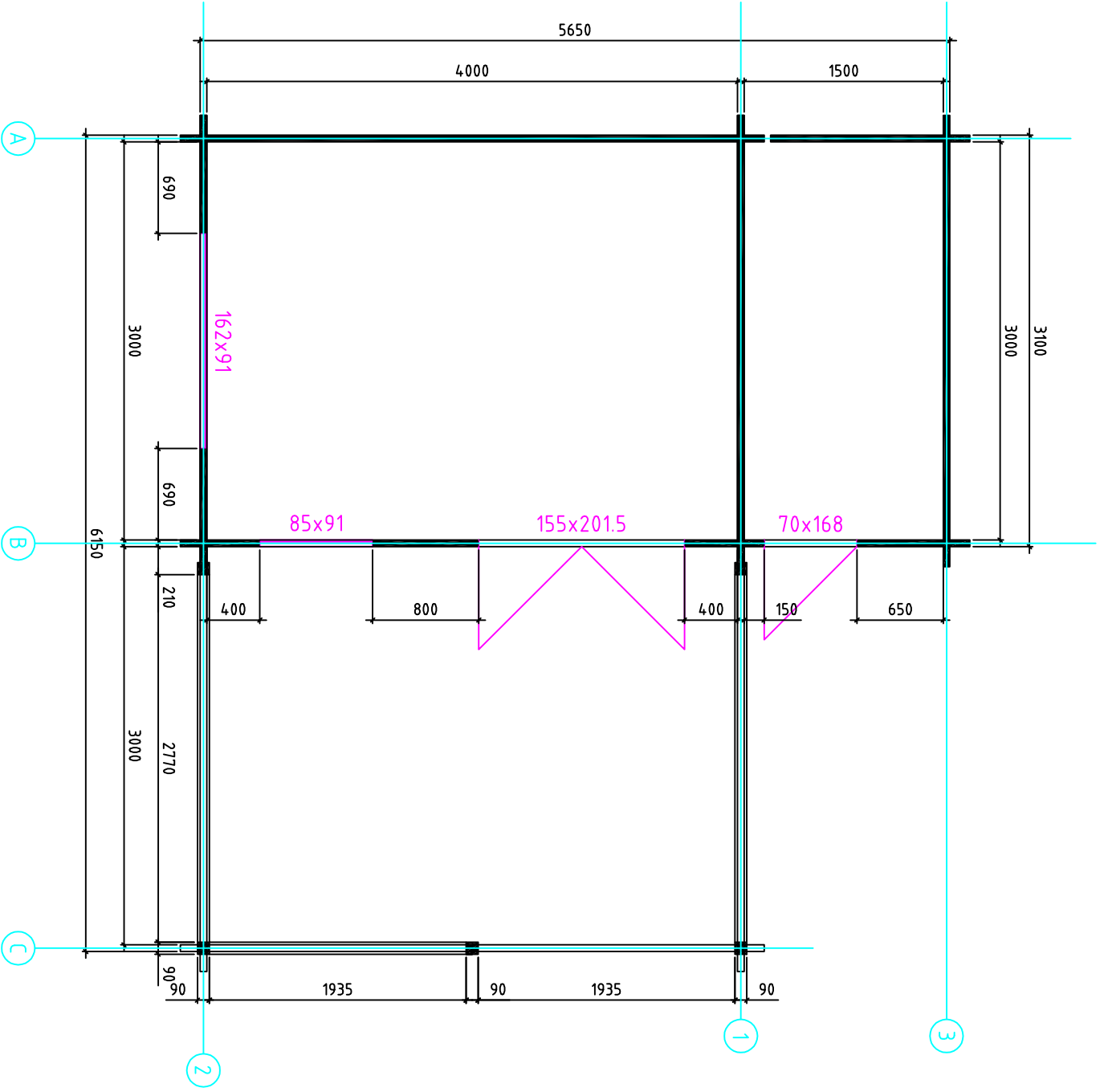
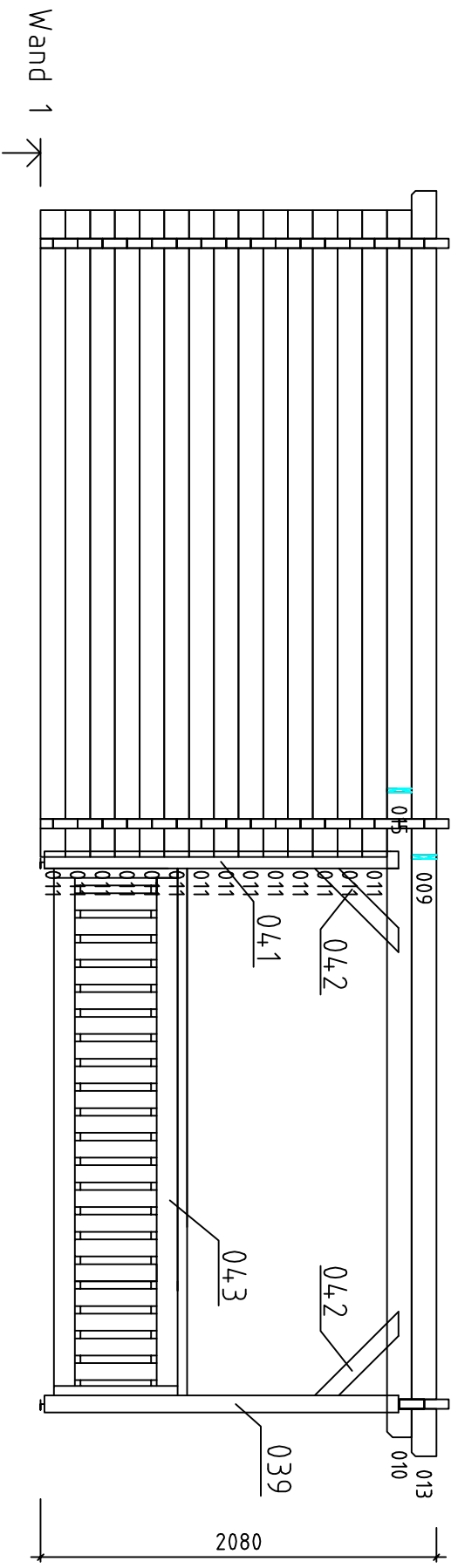


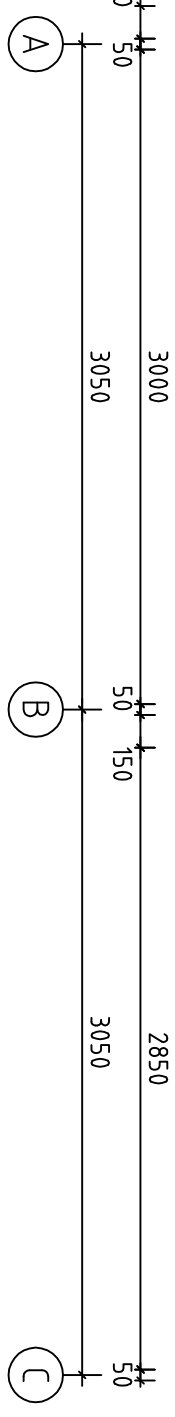
4x3+3+2 | 50 | 2013

4x3+3+Z / 50 / 2013

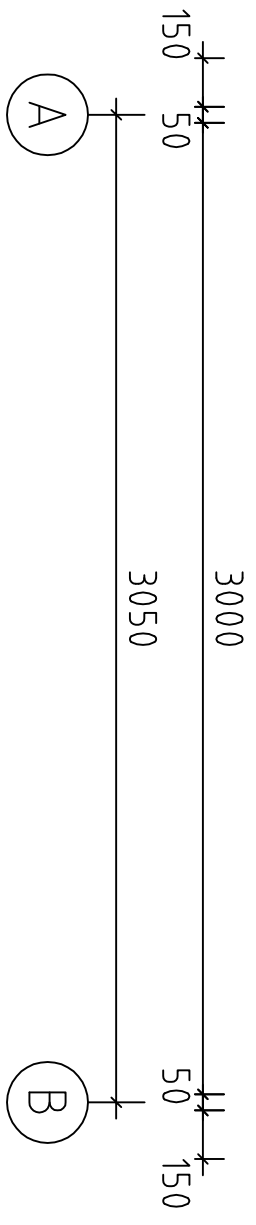





4X3+3+Z / 50 / 2013

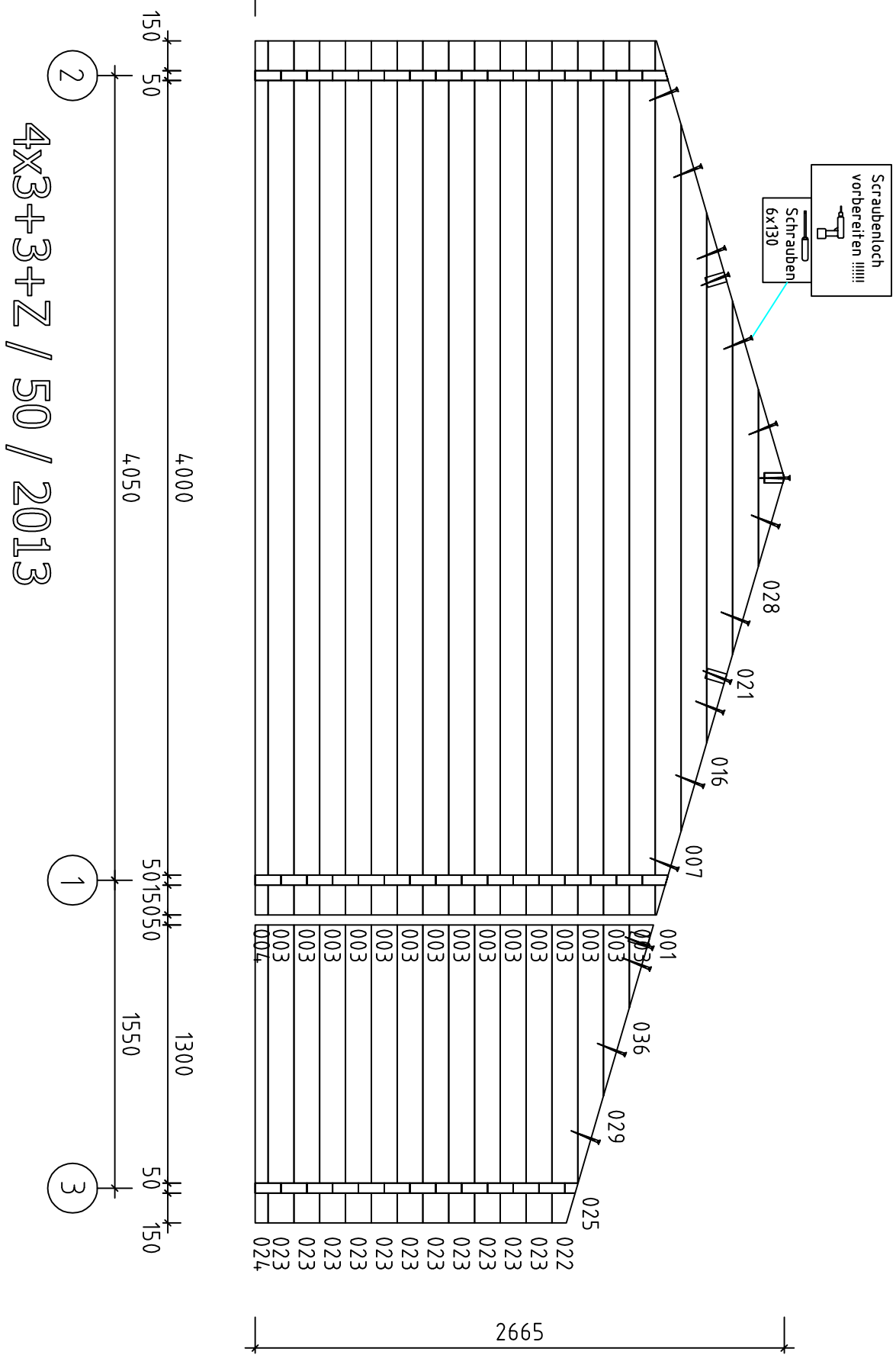


Wand 3

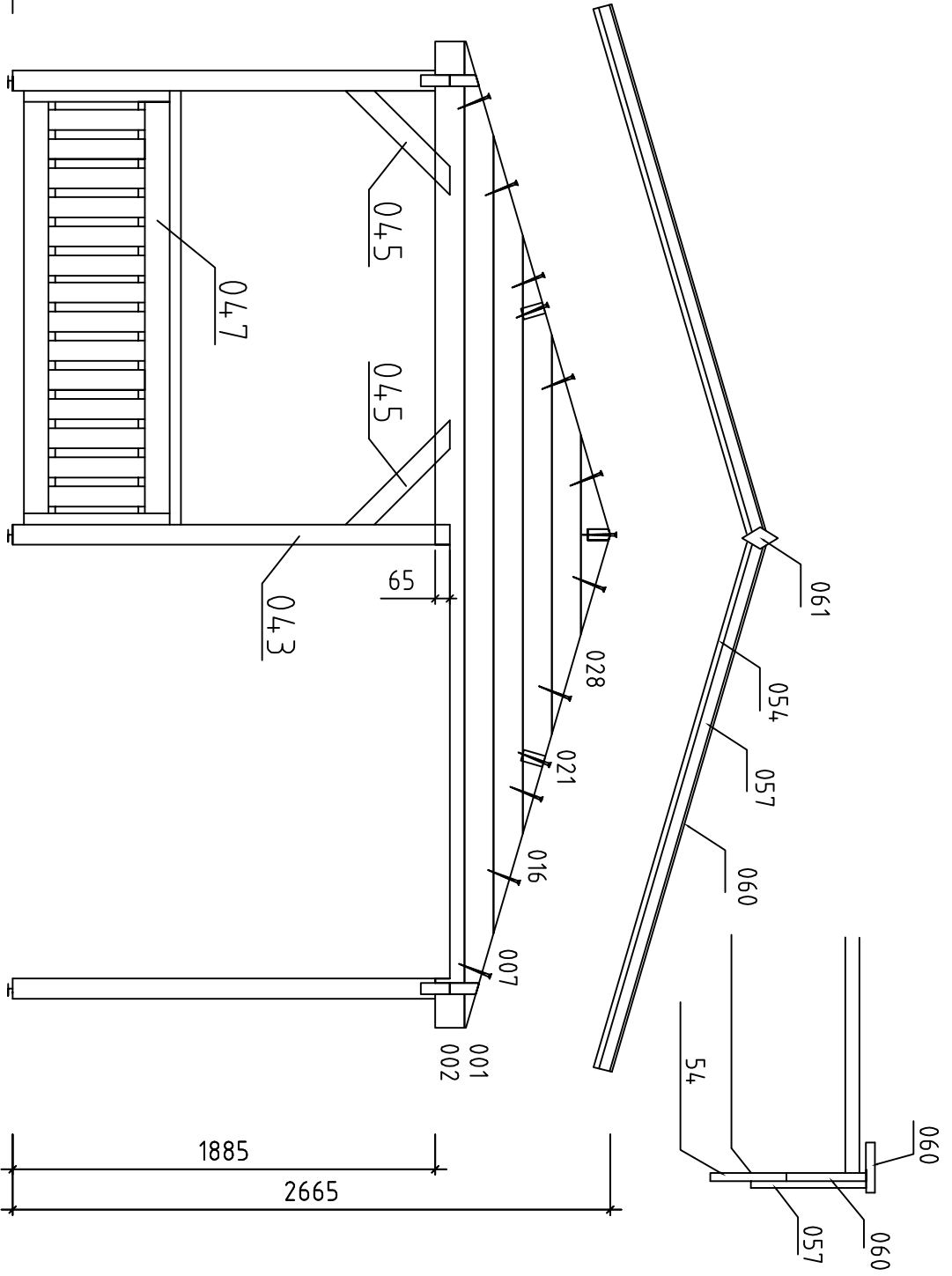


4X3+3+Z / 50 / 2013

Wand A



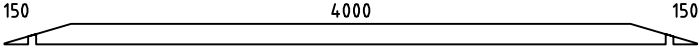
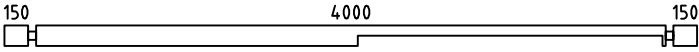
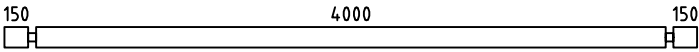
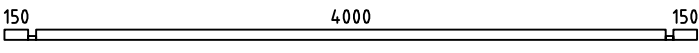
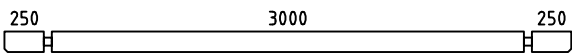
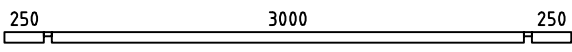

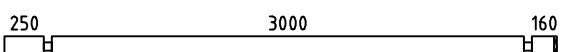
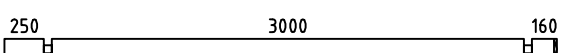
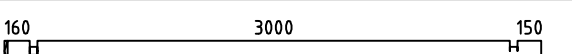
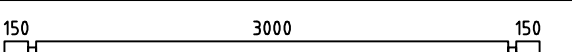


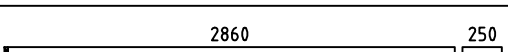
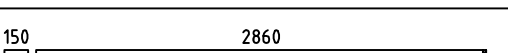

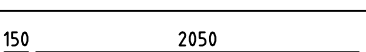
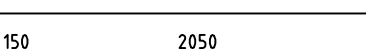
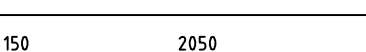
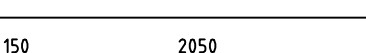




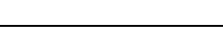
Wand C ↗

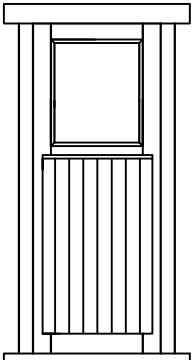
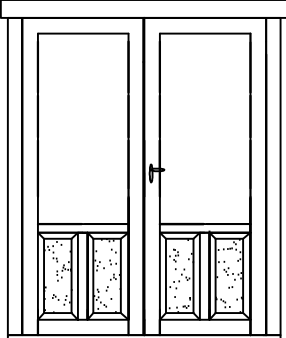
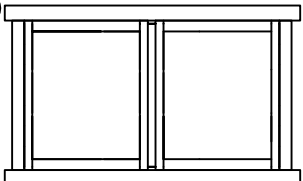
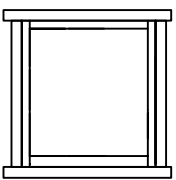










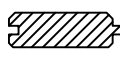



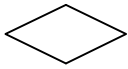


2

1

4x3+3+Z / 50 / 2013

Pos	4x3+3+Z / 50 / 2013	ST	F (mm)	L (mm)
001		3	50x130	4400
002		1	50x130	4400
003		15	50x130	4400
004		1	50x65	4400
005		1	50x130	3600
006		1	50x67	3600
007		3	50x130	3556
008		1	50x130	3510
009		1	50x130	3510
010		2	50x130	3410
011		31	50x130	3400
012		1	50x130	3400
013		1	50x130	3160
014		1	50x130	3160
015		2	50x130	3060
016		3	50x130	2667
017		1	50x65	2250
018		7	50x130	2250
019		1	50x130	2250
020		1	50x130	2250
021		3	50x130	1778
022		1	50x130	1500
023		11	50x130	1500
024		1	50x65	1500
025		1	50x130	1300

Pos	4x3+3+Z / 50 / 2013	ST	F (mm)	L (mm)				
UKHL	<p>Tür 700x1690</p> 	1L						
U155S	<p>Tür 1550x2015 Deur Door</p>  <table border="1" data-bbox="657 676 1050 766"> <tr> <td data-bbox="657 676 778 721">Iso</td> <td data-bbox="778 676 1050 721">1200x544= 2st.</td> </tr> <tr> <td data-bbox="657 721 778 766"></td> <td data-bbox="778 721 1050 766">kotike 1 kmpl.</td> </tr> </table>	Iso	1200x544= 2st.		kotike 1 kmpl.	1		
Iso	1200x544= 2st.							
	kotike 1 kmpl.							
F1	<p>Fenster BC 1620x910 Raam Window</p>  <table border="1" data-bbox="746 1115 1139 1169"> <tr> <td data-bbox="746 1115 868 1169">Iso</td> <td data-bbox="868 1115 1139 1169">629x657 2st.</td> </tr> </table>	Iso	629x657 2st.	1				
Iso	629x657 2st.							
F2	<p>Fenster BC 850x910 Raam Window</p>  <table border="1" data-bbox="715 1370 1107 1424"> <tr> <td data-bbox="715 1370 836 1424">Iso</td> <td data-bbox="836 1370 1107 1424">629x657 1st.</td> </tr> </table>	Iso	629x657 1st.	1R				
Iso	629x657 1st.							
Kood	Materjal	File uustrükk.dwg	Leht 3/3					

Pos	4x3+3+Z / 50 / 2013		ST	F (mm)	L (mm)
042	Pfosten Kolom		2	90x90	1820
043	Column		1	90x90	1880
044			2	90x90	1820
045	Träger		6	90x90	655
046	Barriere		2		2770
047			1		1935
048	Schrauben		36	5,0x80	
049	Schrauben		62	6,0x130	
050	Abdeckleiste Afdeklijst Finishinglist			40x20	12m
051	Dachbrettern Dakplanken Roofboard's		150	90x20	2490
052			41	90x20	1610
053	Giebelzierleiste Gevelsierlijst Frontlist		1	120x20	4300
054			3	120x20	2650
055			1	120x20	2200
056	Giebeldeckleiste Gevellijst Frontlist		1	90x20	4300
057			3	90x20	2650
058			1	90x20	2200
059	Giebelleiste Gevelanderlijst Frontlist		2	70x20	4300
060			6	70x20	2650
061			2	70x20	2200
062	Giebelsegment Gevelsegment Frontsegment		2		
063	Dachpappenleiste Dakshingleslijst Fillet of cardboard		12	40x20	2300
064	Adapter Koppelstuk Adapter		1		2150
065			1		400
Kood	Materjal	File	uustrükk.dwg	Leht	2/3

Doppeltür

Beschlag:

Türklinken mit der Lasche = 1 Kmp.

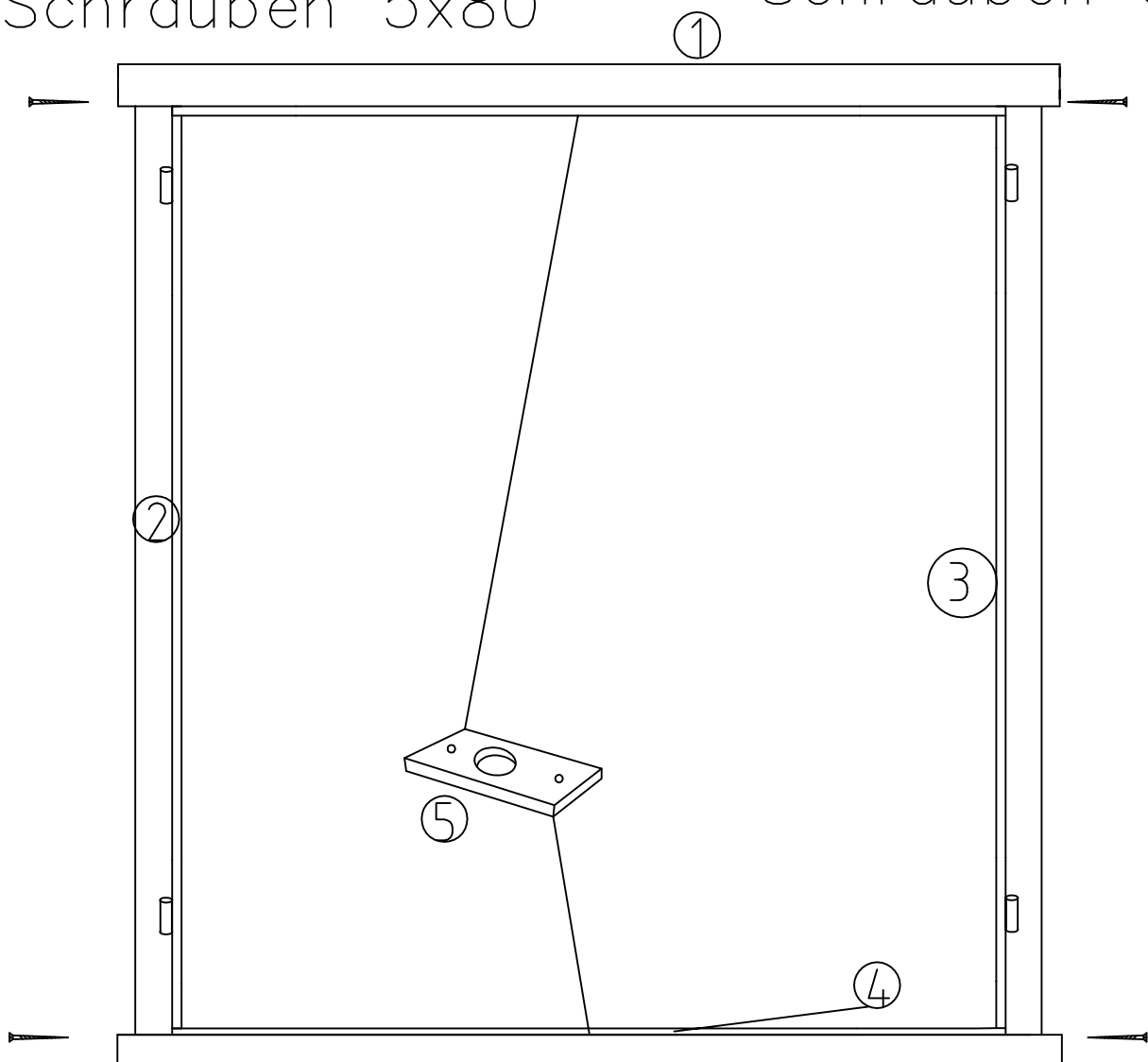
Schraubeh 5x80mm = 4 St.

Schnepper mit Schlüsseln = 1 Kmp.

Metalblechen (zwei St.) Pos. 5,
befinden sich auf untere oder
obene Türflügelkante.

Schrauben 5x80

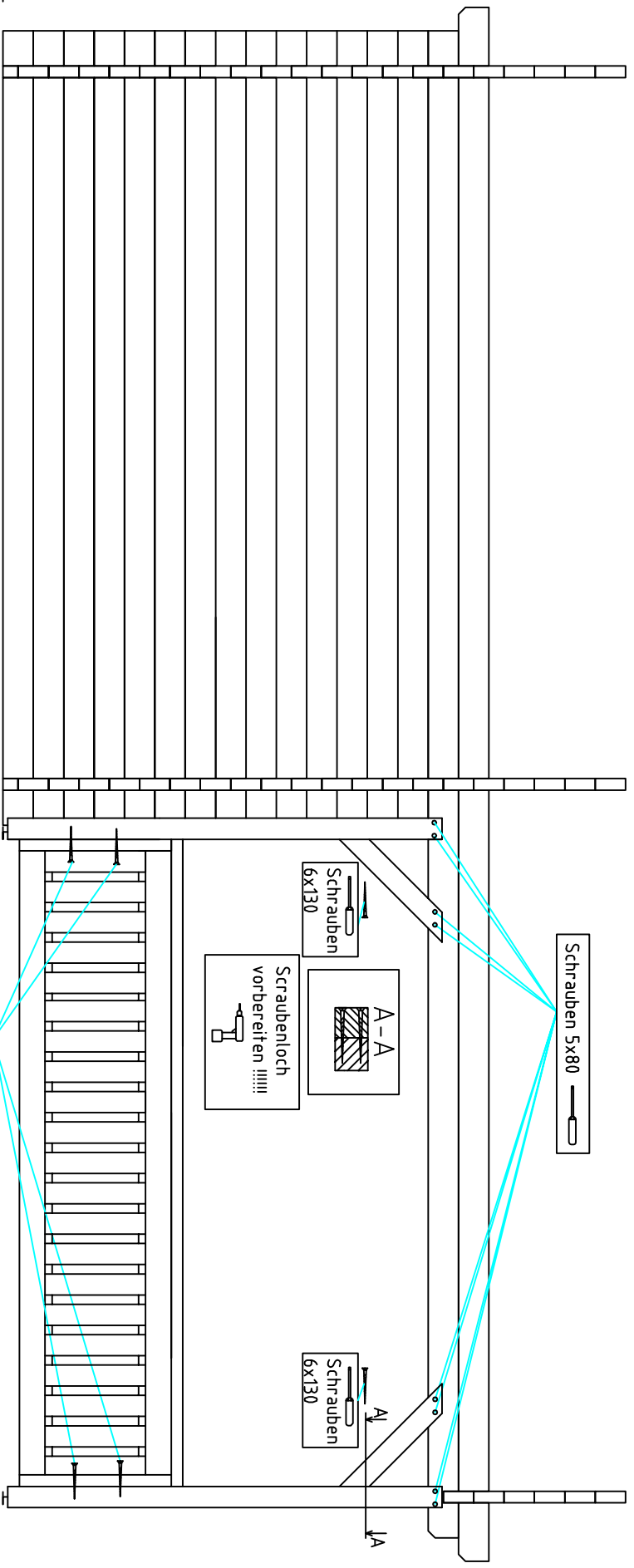
Schrauben 5x80



Schrauben 5x80

Schrauben 5x80

Wand 1 →



3050

3050

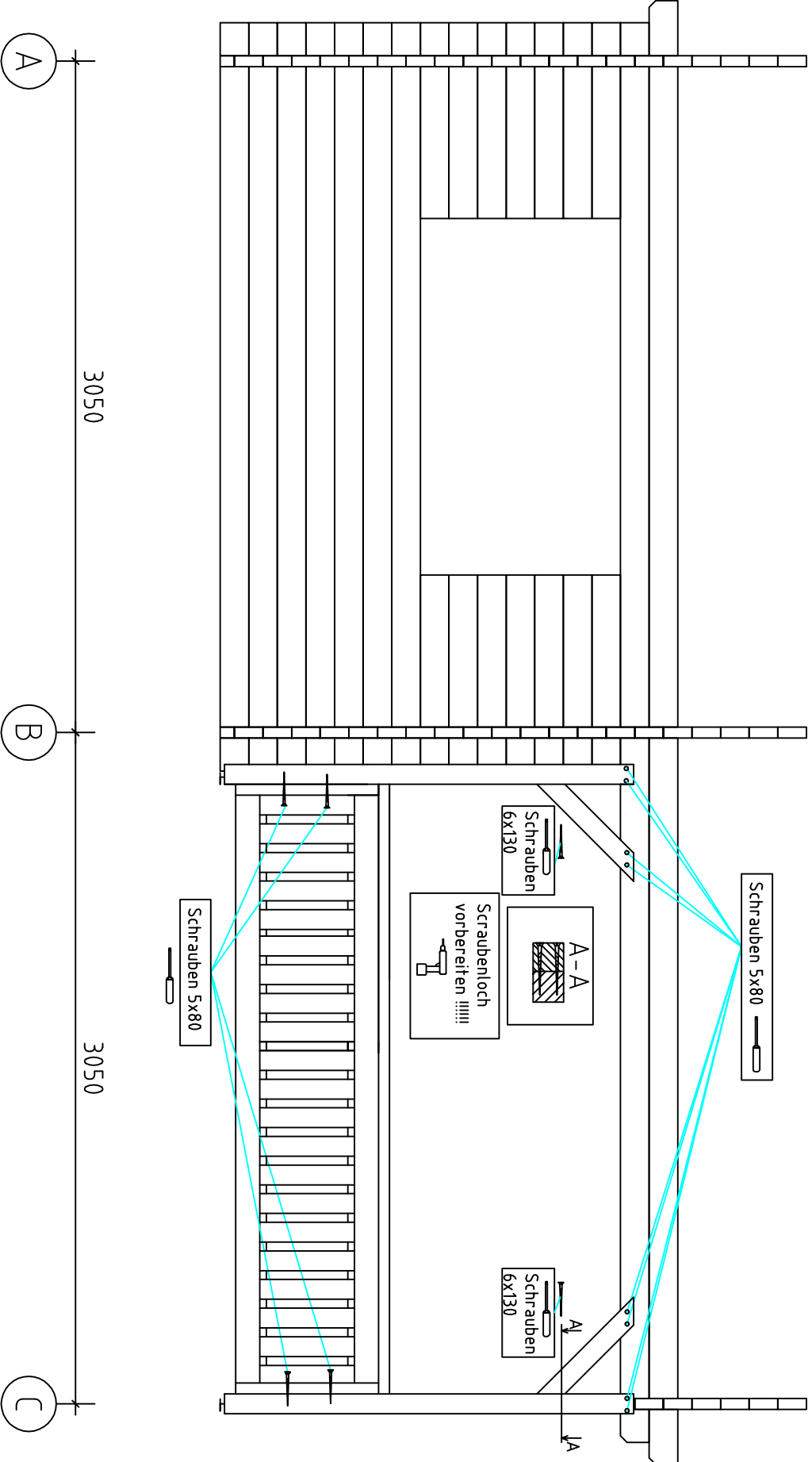
A

B

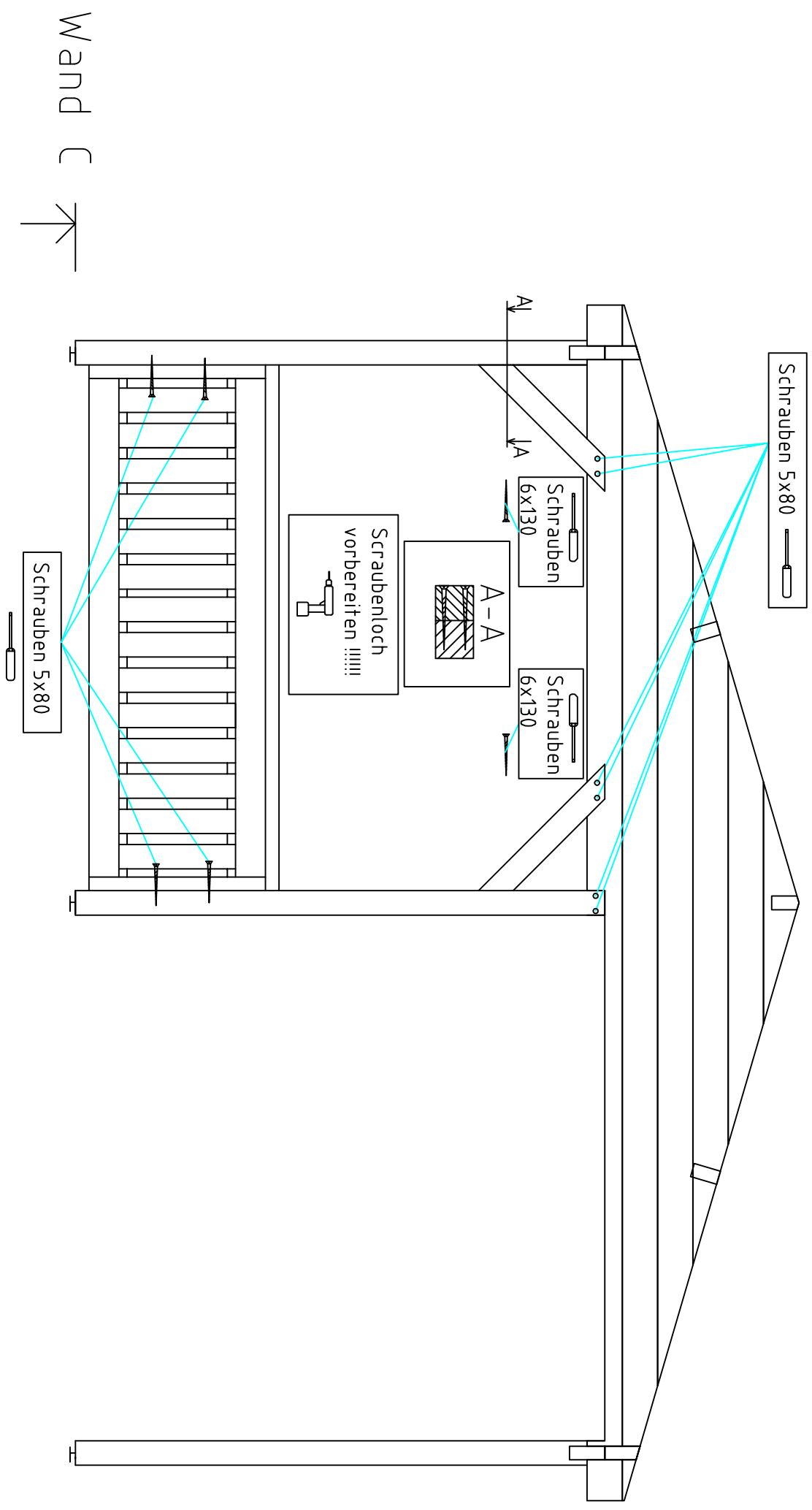
C

4X3+3+Z / 50 / 2013

Wand 2



4X3+3+Z / 50 / 2013



2 4X3+3+Z / 50 / 2013

1