

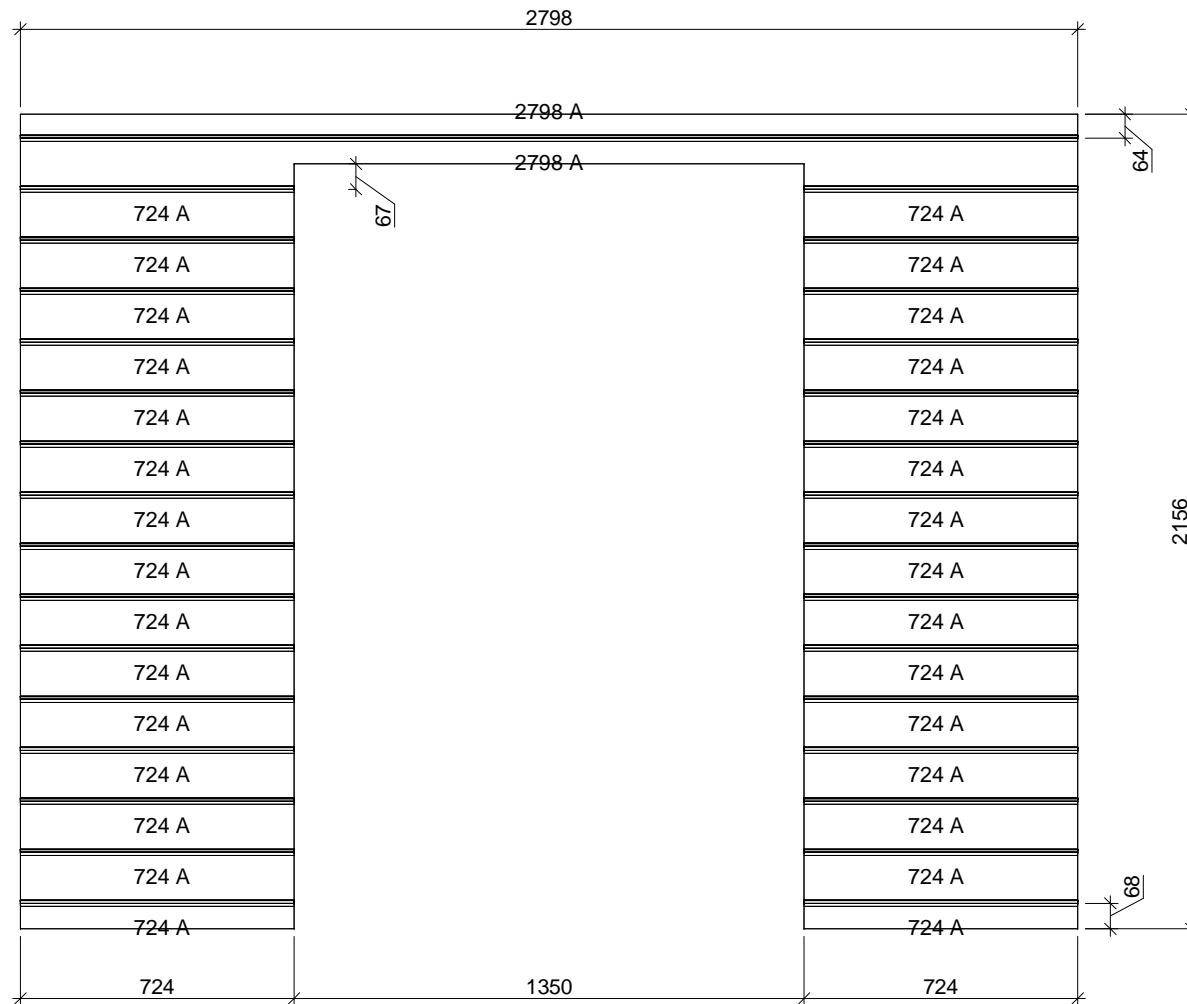
***58-02-22AZ Geneve cabin
300x300cm***

-

Project Nr.		58-02-22AZ Geneve cabin 300x300cm		
Dealer	-	COVER PAGE		Scale
Dealers references	-			Date
	-	Drawer	Sheet Nr.	
	-	RB	TD	21.02.2022 08:46:09

Wall logs

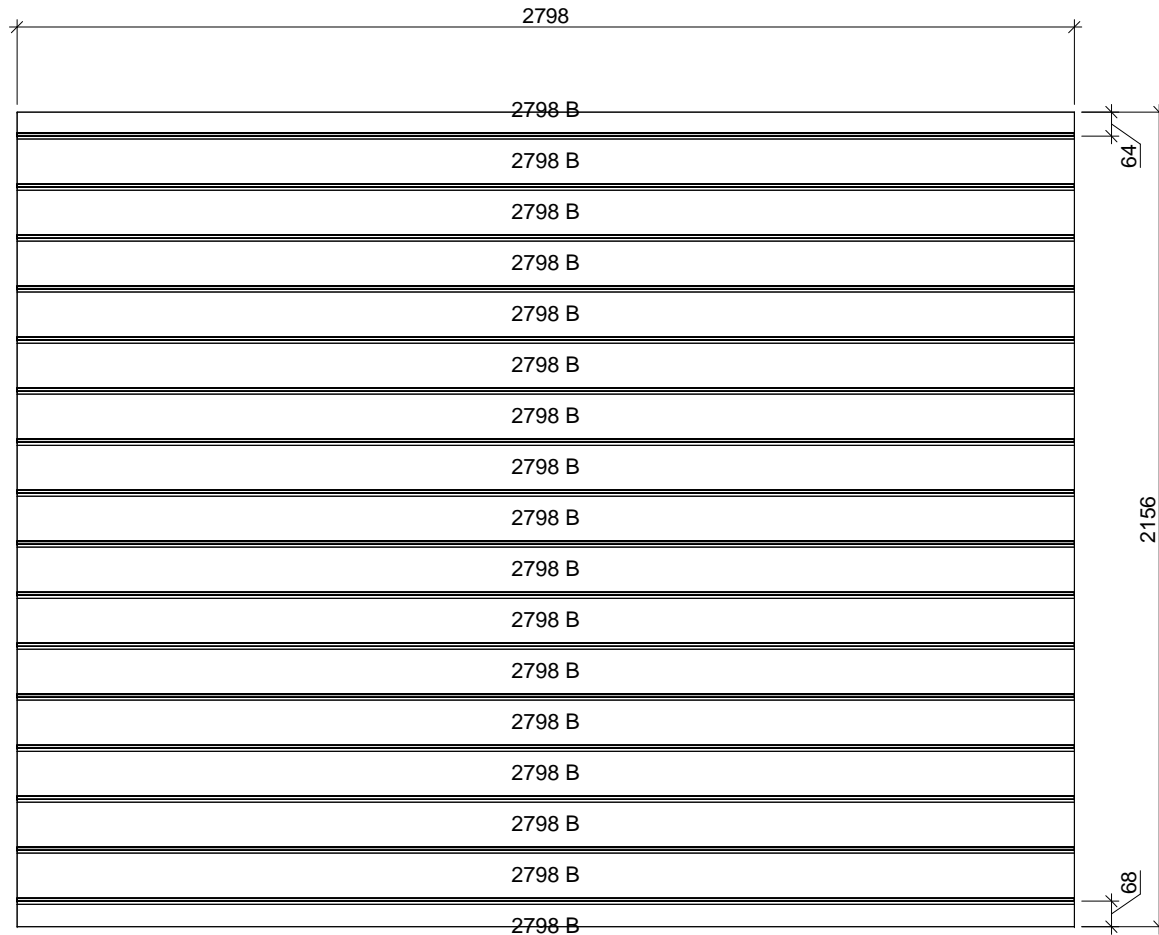
Log thickness	Log height	Cut Length	Count
28 mm	135 mm	724	30
28 mm	135 mm	2798	2



Project Nr.			
58-02-22AZ Geneve cabin 300x300cm			
Dealer	-	Wall logs	Scale
Dealers references	-		1 : 20
	-	Drawer	Sheet Nr.
	-	RB	WALL - A
	-		Date
	-		21.02.2022 08:46:07

Wall logs

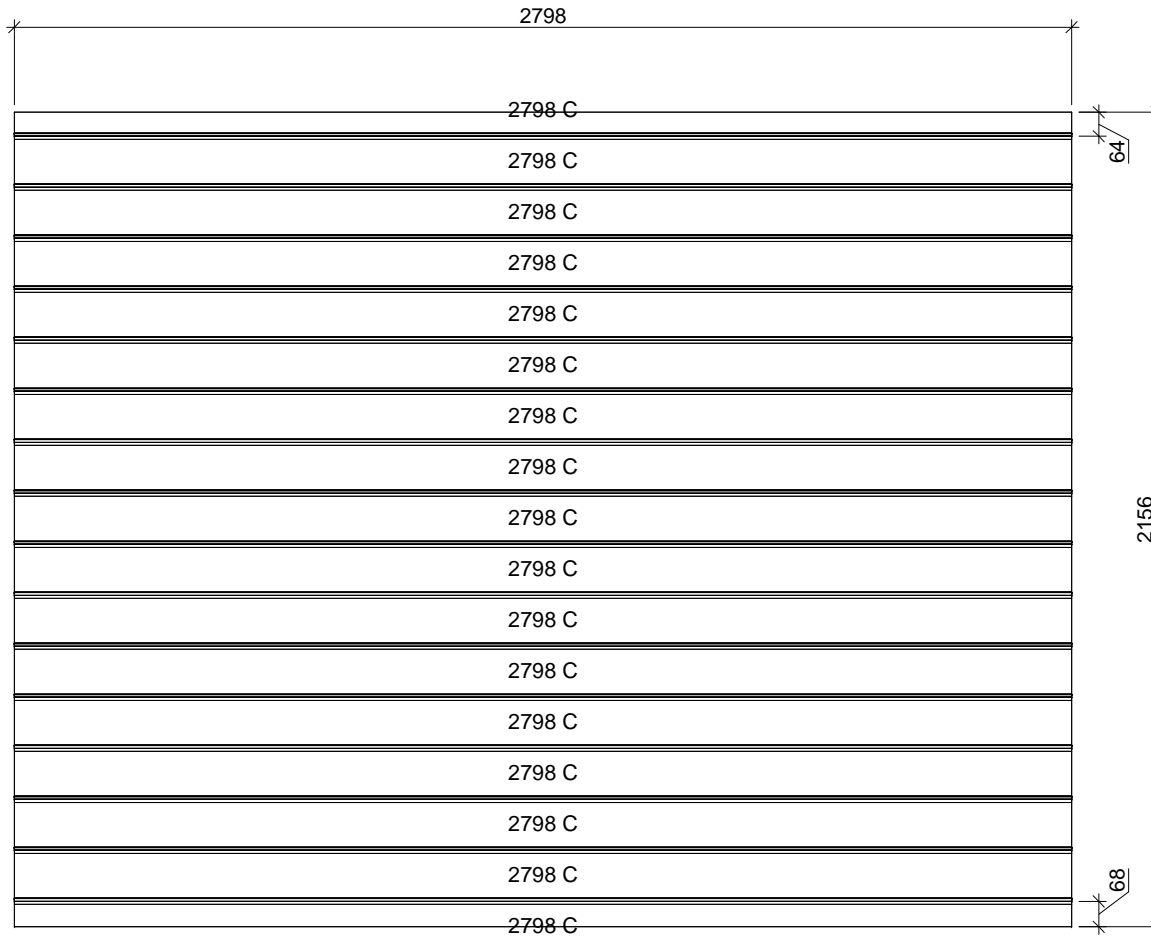
Log thickness	Log height	Cut Length	Count
28 mm	135 mm	2798	17



Project Nr.			
58-02-22AZ Geneve cabin 300x300cm			
Dealer	-	Wall logs	Scale
Dealers references	-		1 : 20
	-	Drawer	Sheet Nr.
	-	RB	WALL - B
	-		Date
	-		21.02.2022 08:46:07

Wall logs

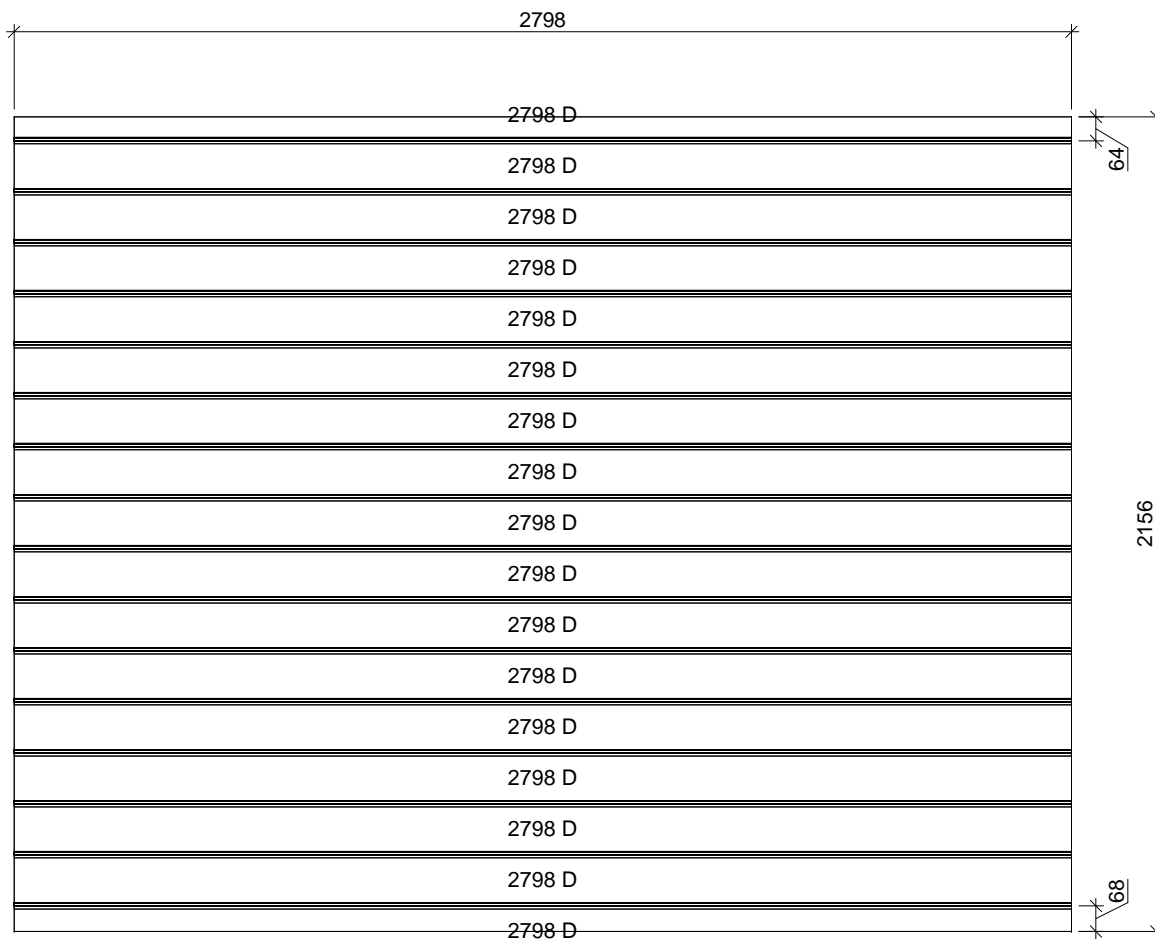
Log thickness	Log height	Cut Length	Count
28 mm	135 mm	2798	17



Project Nr.			
58-02-22AZ Geneve cabin 300x300cm			
Dealer	-	Wall logs	Scale
Dealers references	-		1 : 20
	-	Drawer	Sheet Nr.
	-	RB	WALL - C
	-		Date
	-		21.02.2022 08:46:07

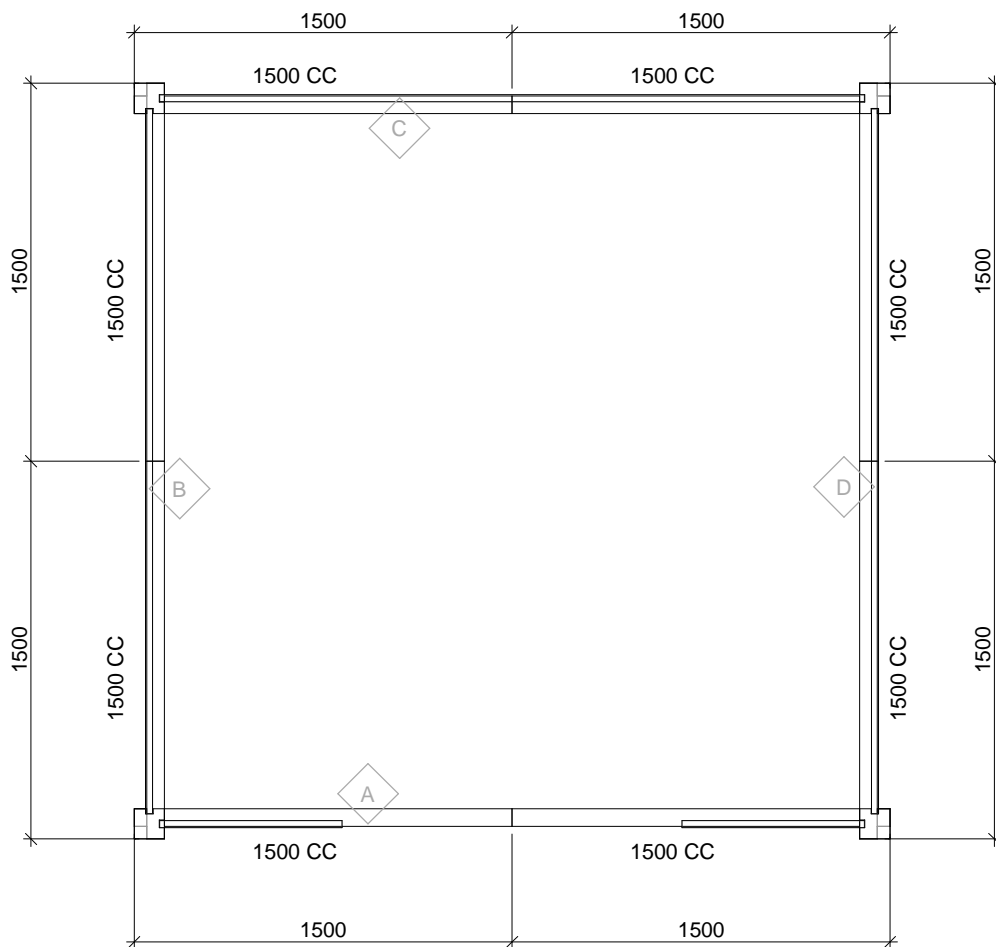
Wall logs

Log thickness	Log height	Cut Length	Count
28 mm	135 mm	2798	17

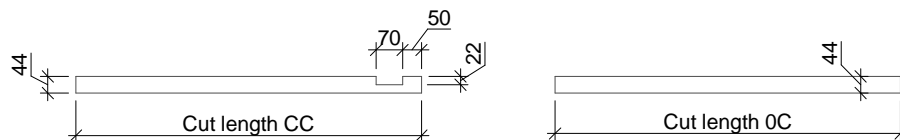


Project Nr.			
58-02-22AZ Geneve cabin 300x300cm			
Dealer	Wall logs	Scale	
-		1 : 20	
Dealers references	Drawer	Sheet Nr.	Date
-	RB	WALL - D	21.02.2022 08:46:07

Base beam plan



Base beam details



BASE BEAMS

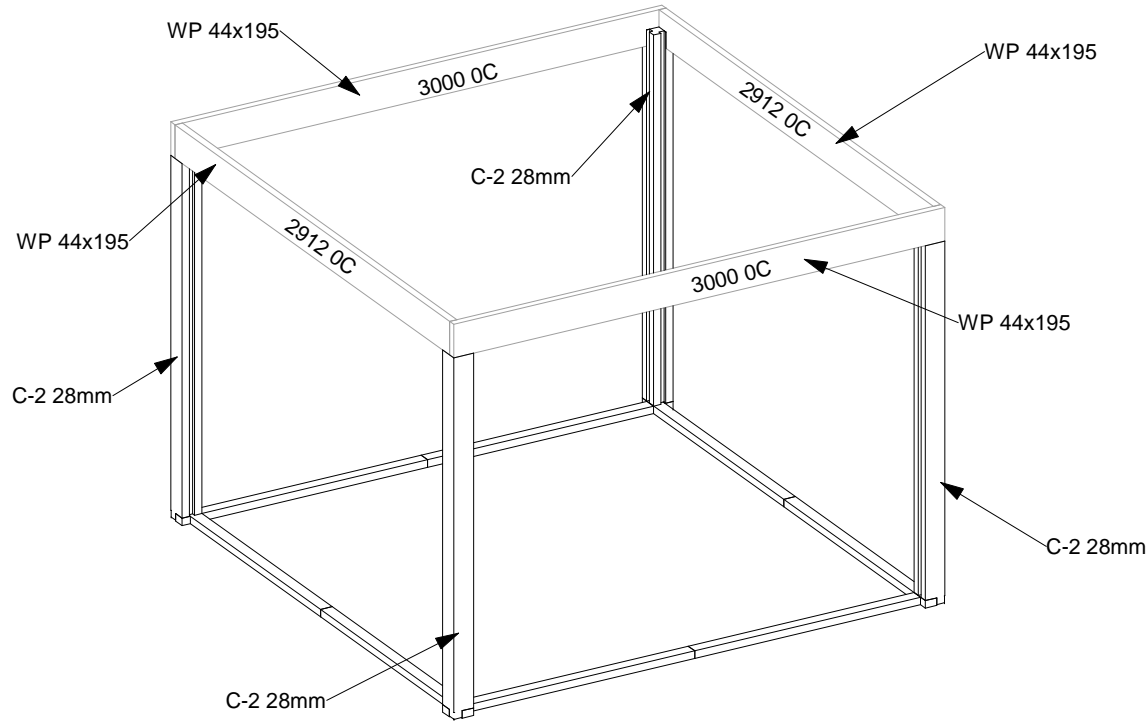
Image	Keynote	Description	Mark	Cut Length	Count	Volume
	BB 44x70	Base beam 44x70	CC	1500	8	0.036 m ³
						0.036 m ³

Project Nr.

58-02-22AZ Geneve cabin 300x300cm

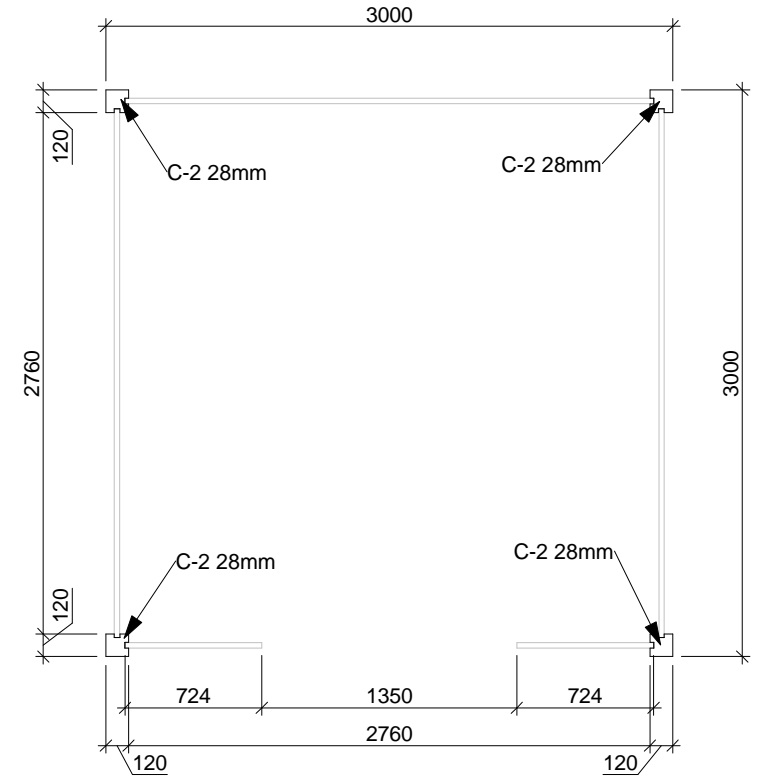
Dealer	-	BASE BEAMS		Scale
Dealers references	-			As indicated
	-	Drawer	Sheet Nr.	Date
	-	RB	TD-1	21.02.2022 08:46:09

Post and wall plate 3D view



POST SCHEDULE

Keynote	Description	Length	Count	Volume
C-2 28mm	Post 120x120	2195	4	0.111 m ³
				0.111 m ³

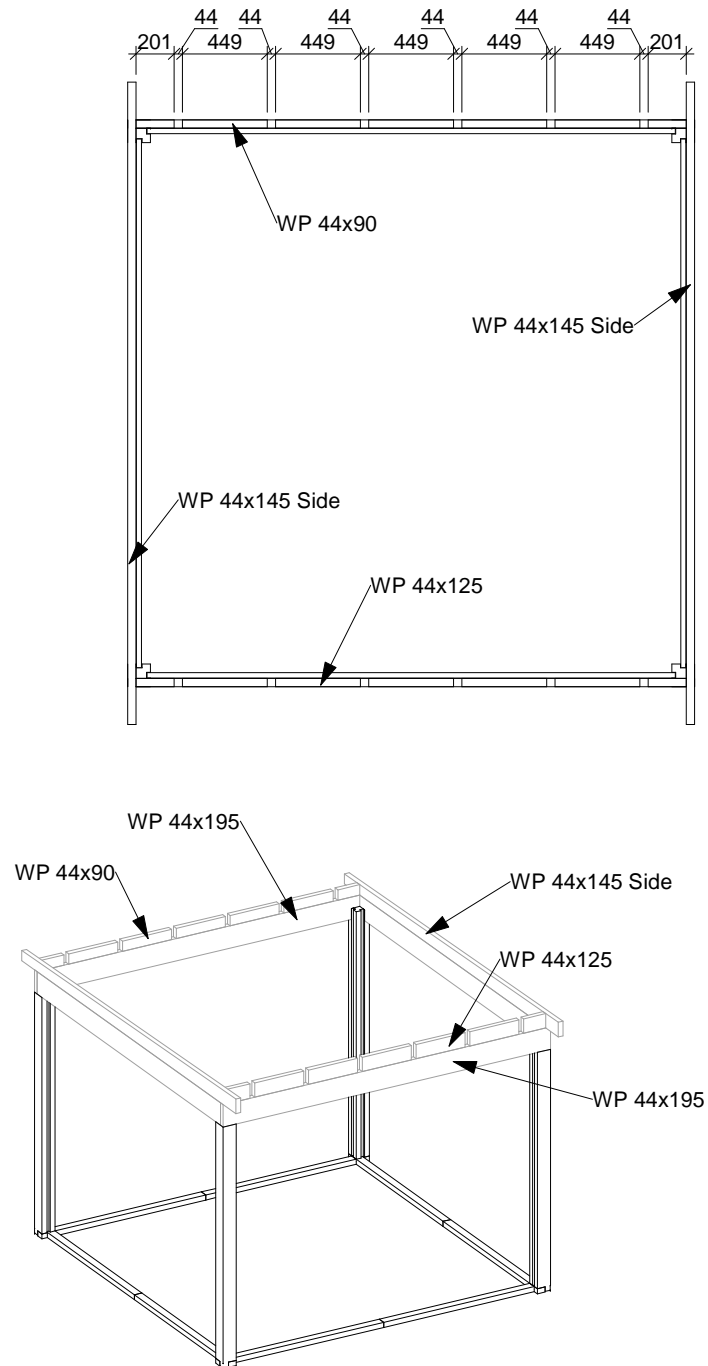


Project Nr.

58-02-22AZ Geneve cabin 300x300cm

Dealer		POST SCHEDULE AND PLACEMENT		Scale
-				1 : 40
Dealers references		Drawer	Sheet Nr.	Date
-		RB	TD-2	21.02.2022 08:46:09

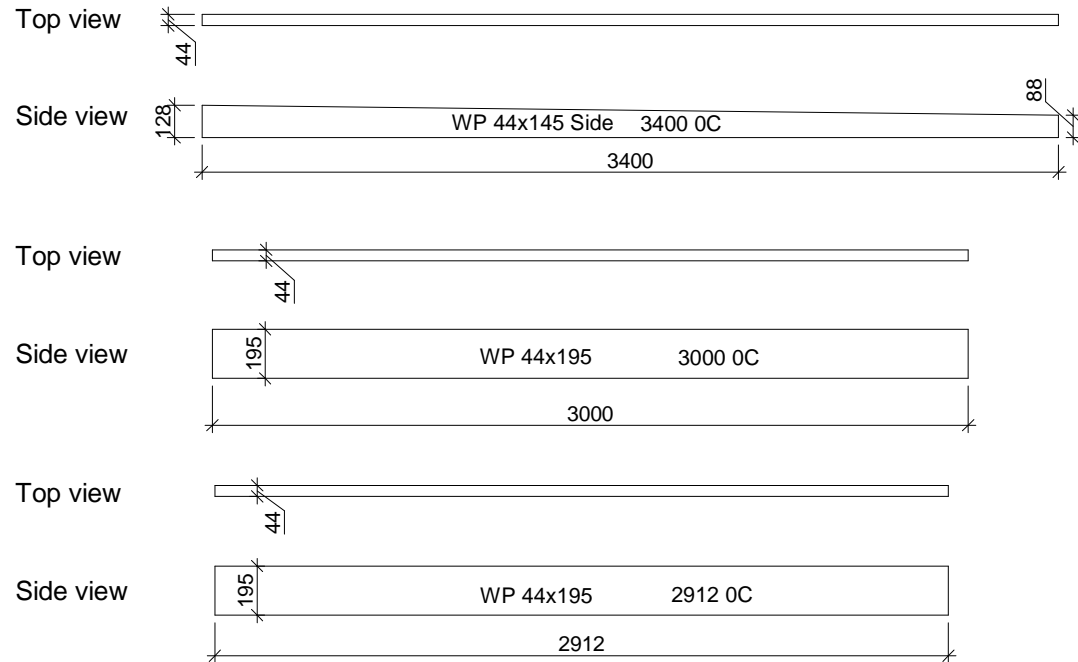
Wall plate plan view



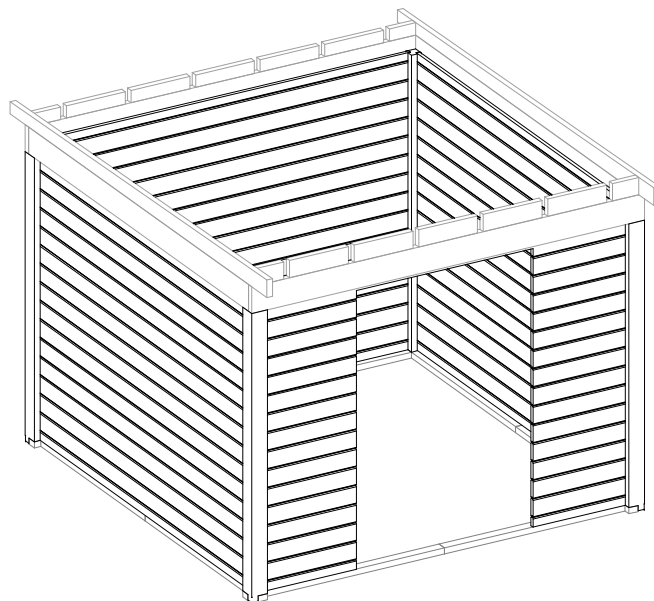
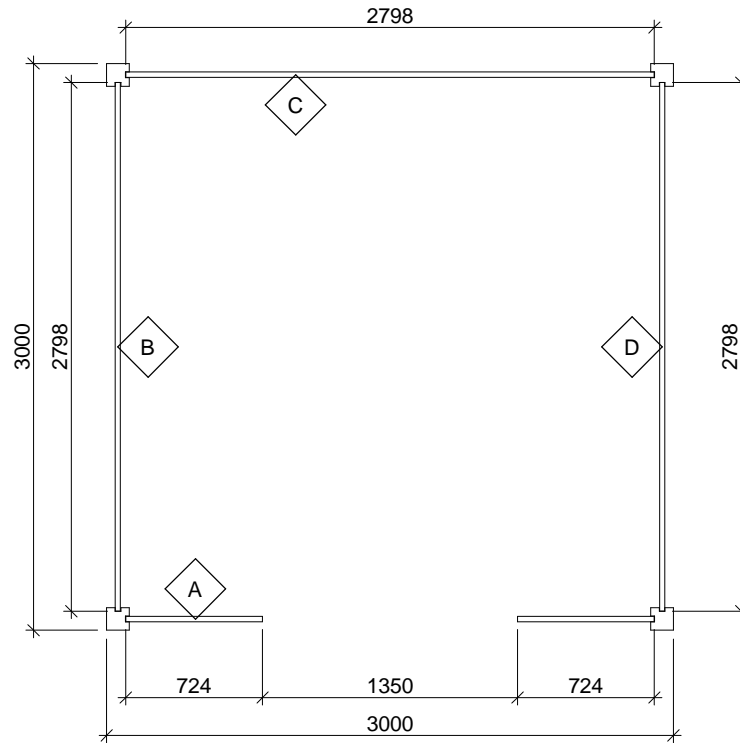
WALL PLATE

Keynote	Description	Mark	Count	Cut Length
WP 44x90	WP 44x90	0C	2	201
WP 44x90	WP 44x90	0C	5	449
WP 44x125	WP 44x125	0C	2	201
WP 44x125	WP 44x125	0C	6	449
WP 44x145 Side	WP 44x145 Side	0C	2	3400
WP 44x195	Wp 44x195	0C	2	2912
WP 44x195	Wp 44x195	0C	2	3000

Wall plate detail view



Project Nr.			
58-02-22AZ Geneve cabin 300x300cm			
Dealer	WALL PLATE DETAIL VIEWS AND SCHEDULE		Scale
Dealers references			As indicated
	Drawer	Sheet Nr.	Date
	RB	TD-3	21.02.2022 08:46:09

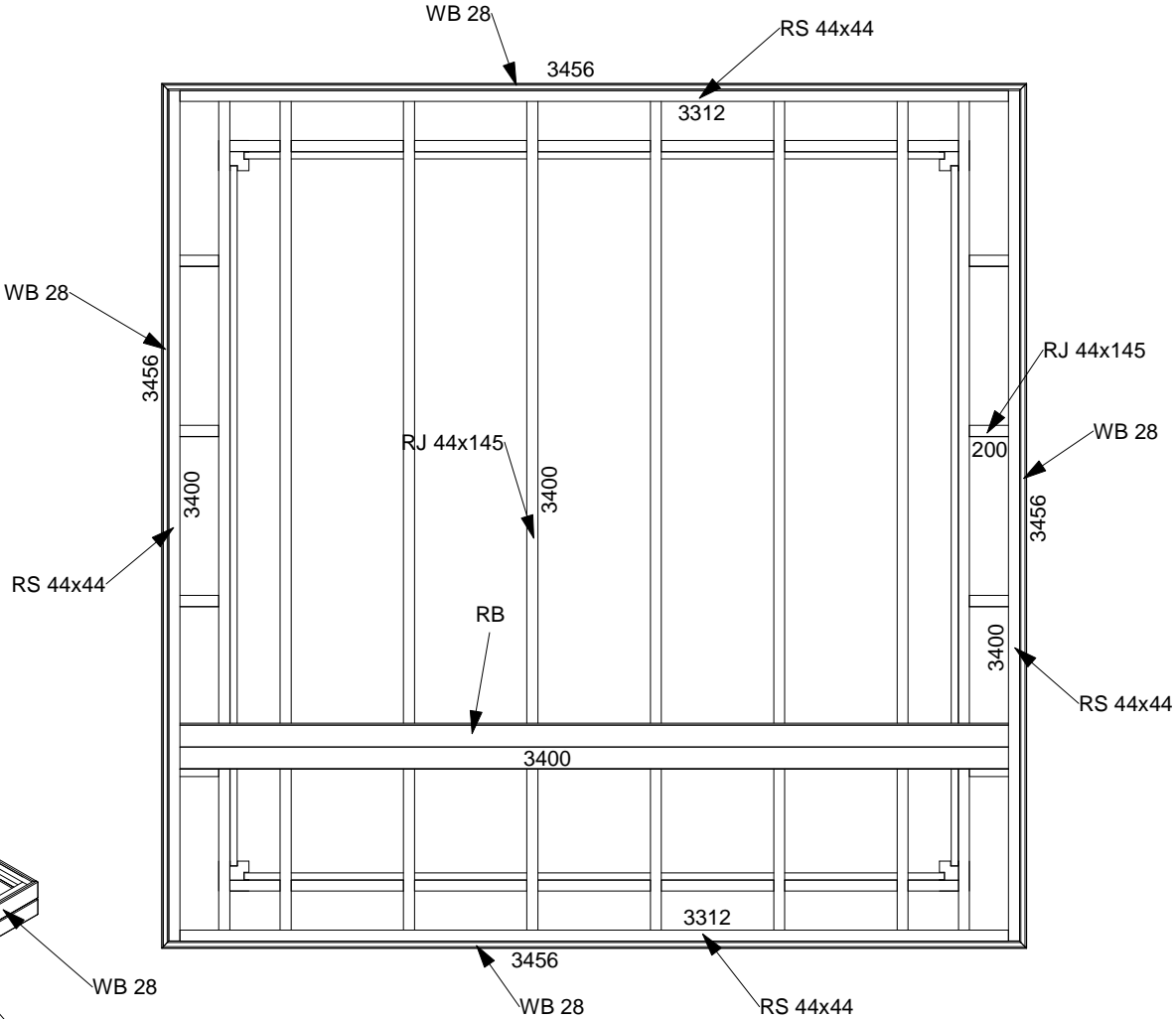


Wall log specification

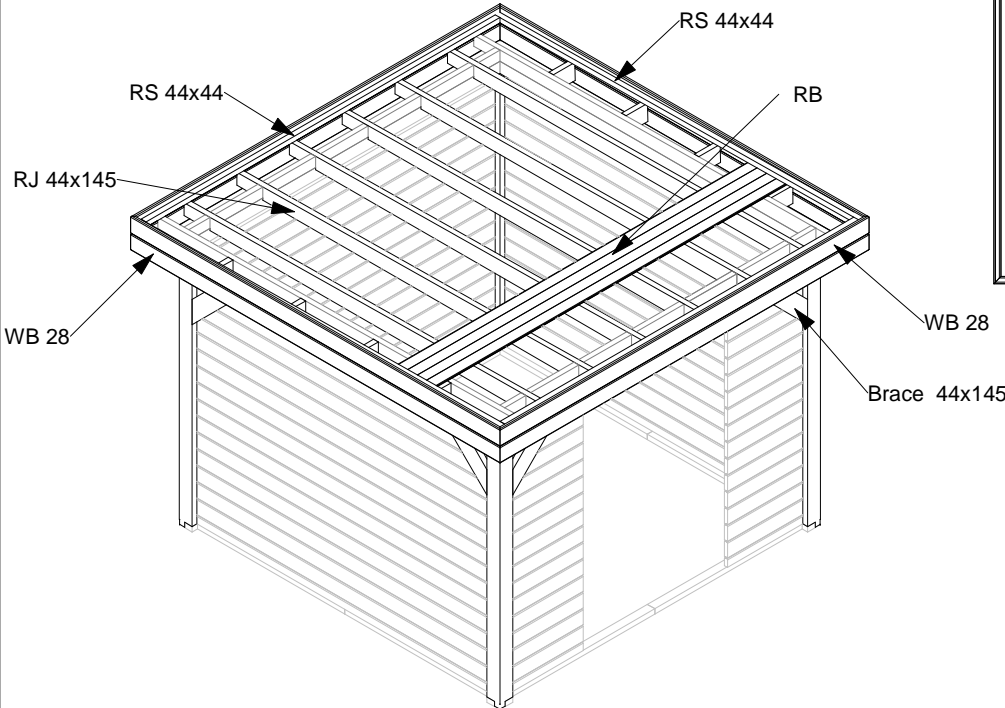
Keynote	Wall	Log height	Cut Length	Count	Volume
LOG 28mm	A	135 mm	724	30	0.077 m ³
LOG 28mm	A	135 mm	2798	2	0.013 m ³
LOG 28mm	B	135 mm	2798	17	0.164 m ³
LOG 28mm	C	135 mm	2798	17	0.164 m ³
LOG 28mm	D	135 mm	2798	17	0.164 m ³
					0.582 m ³

Project Nr.			
58-02-22AZ Geneve cabin 300x300cm			
Dealer	-	WALL PART FULL SCHEDULE	
Dealers references	-		
	-	Scale	1 : 40
	-	Drawer	Sheet Nr.
	-	RB	TD-4
	-	Date	21.02.2022 08:47:12

ROOF PARTS PLAN




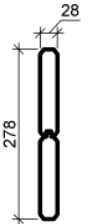


ROOF PARTS ASSEMBLY VIEW



Project Nr.			
58-02-22AZ Geneve cabin 300x300cm			
Dealer	-	ROOF PARTS	
Dealers references	-		
	-	Scale	1 : 30
	-	Drawer	Sheet Nr.
	-	RB	TD-5
	-	Date	21.02.2022 08:46:10

ROOF BOARDS

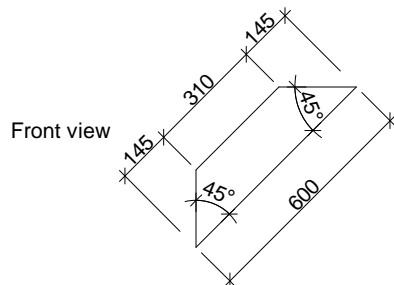
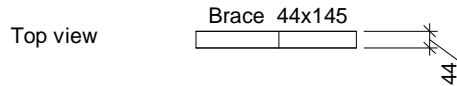
Type Image	Keynote	Description	Count	Cut Length	Volume
	RB	Roof board 18mm	39	3400	0.207 m ³
	RS 44x44	Roof side board 44x44	2	3312	0.013 m ³
	RS 44x44	Roof side board 44x44	2	3400	0.013 m ³
	WB 28	Wind board 28mm	4	3456	0.104 m ³
0.337 m³					

Notes:

- All wind boards are provided longer, for precise cut on site.

BRACE SCHEDULE

Keynote	Description	Count	Cut Length	Volume
Brace 44x145	Brace 44x145	8	600	0.023 m ³
				0.023 m³



SCREW AND FIXING SCHEDULE

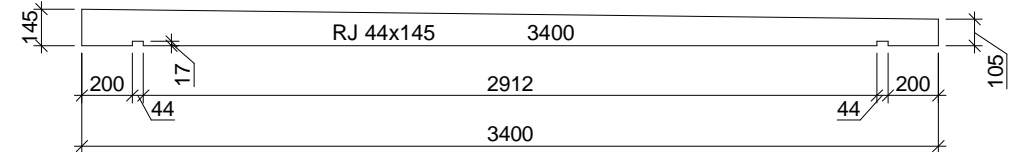
Keynote	Length	Description	Count	Model
3.5x45	45	Screw	428	Roof board screws
5x100	100	Screw	30	0,5 log screws
5x100	100	Screw	16	Post connection to wall plate
5x100	100	Screw	50	Top log screws
5x120	120	Screw	16	Brace screws
5x120	120	Screw	4	Post connection to base beam
5x120	120	Screw	72	Roof joist screws
6x200	200	Screw	12	Roof joist screws

Roof joist detail views

Top view



Front view



ROOF JOIST SCHEDULE

Keynote	Description	Count	Cut Length	Volume
RJ 44x145	Roof joist 44x145	8	200	0.010 m ³
RJ 44x145	Roof joist 44x145	6	3400	0.112 m ³
				0.122 m³

Project Nr.

58-02-22AZ Geneve cabin 300x300cm

Dealer

- ROOF PARTS SCHEDULES

Scale

As indicated

Dealers
references

Drawer

Sheet Nr.

Date

RB

TD-6

21.02.2022
08:46:10