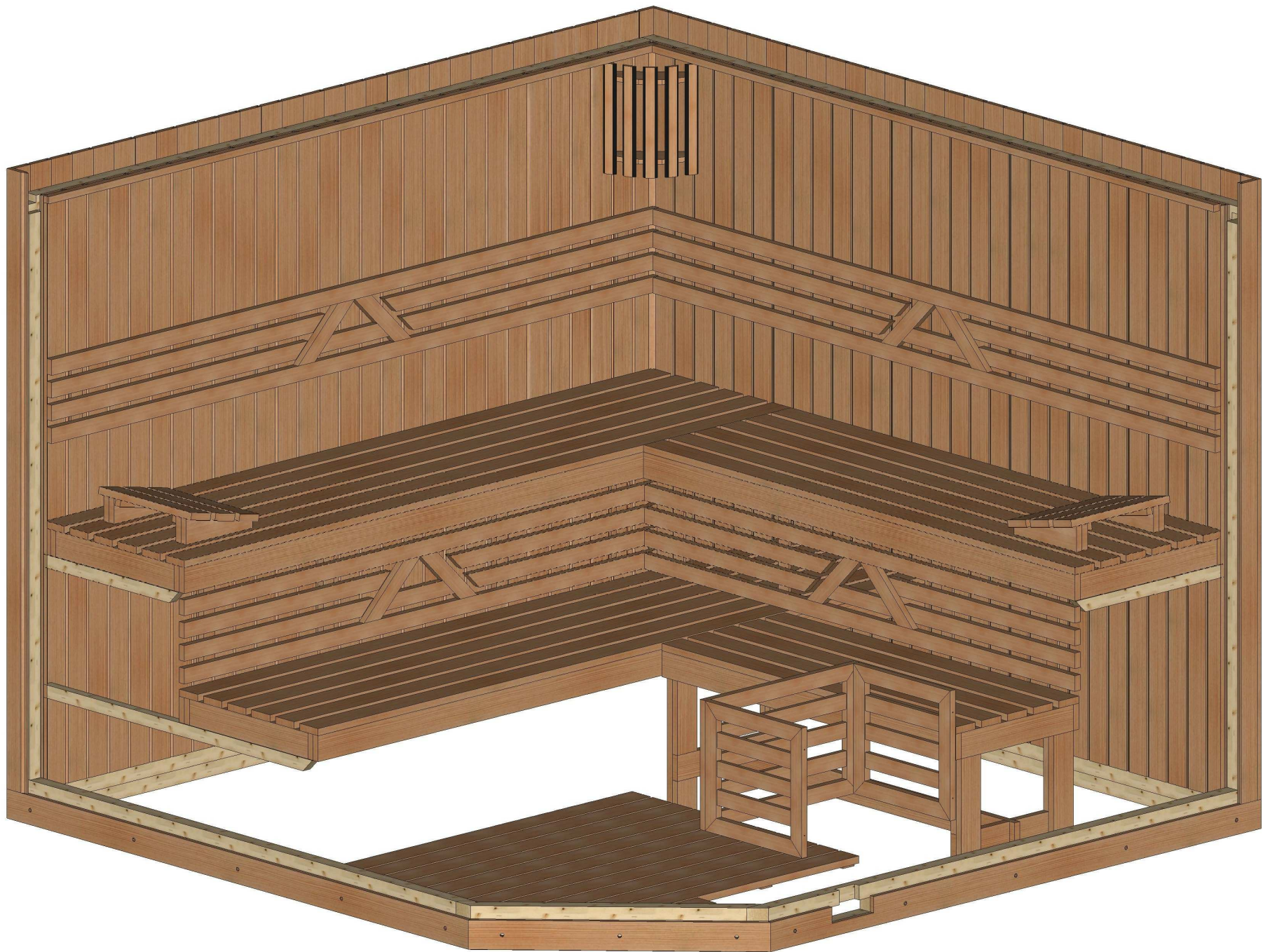


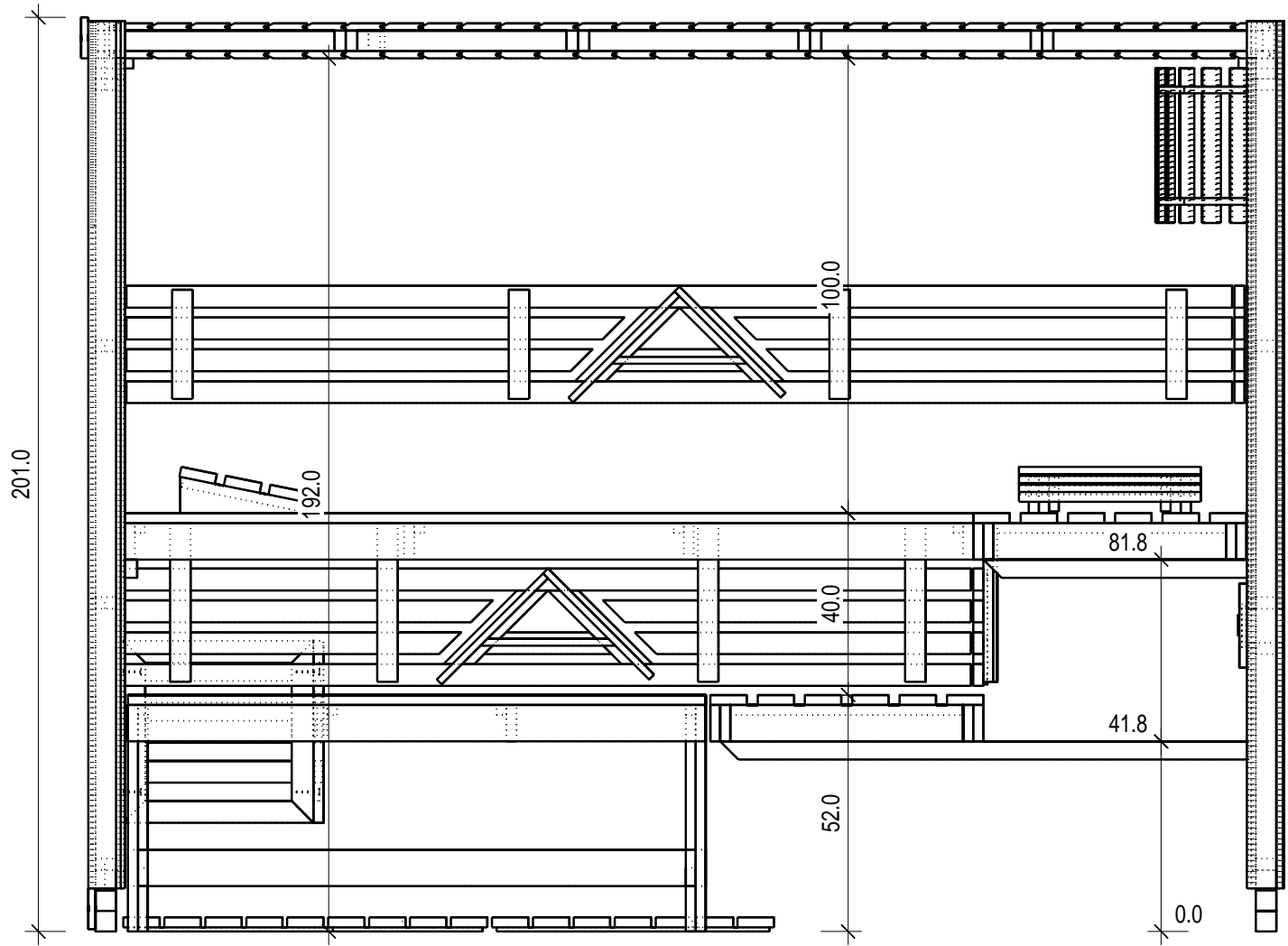


Bemerkung: die Ansicht von Turen, Fenster und andere Teile kann abweichen von diesem Bild



Bemerkung: die Ansicht von Türen, Fenster und andere Teile kann abweichen von diesem Bild

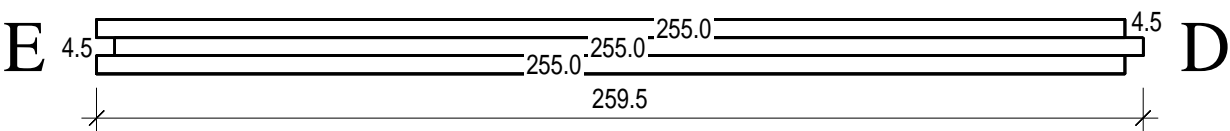
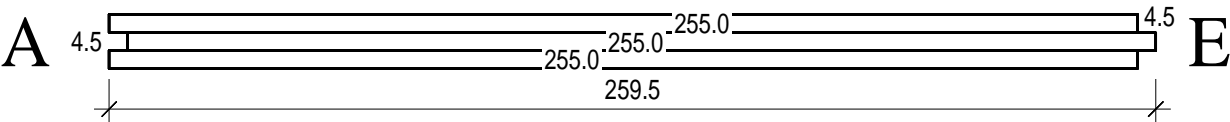
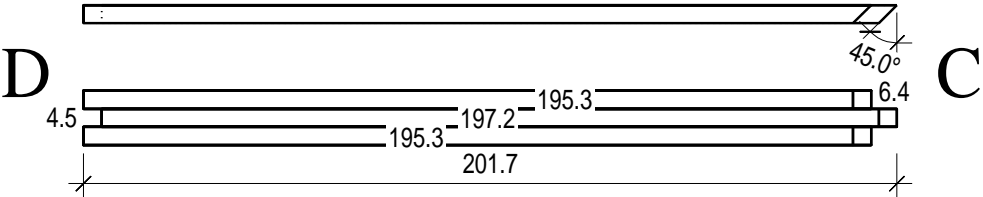

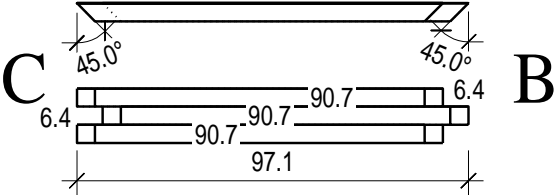
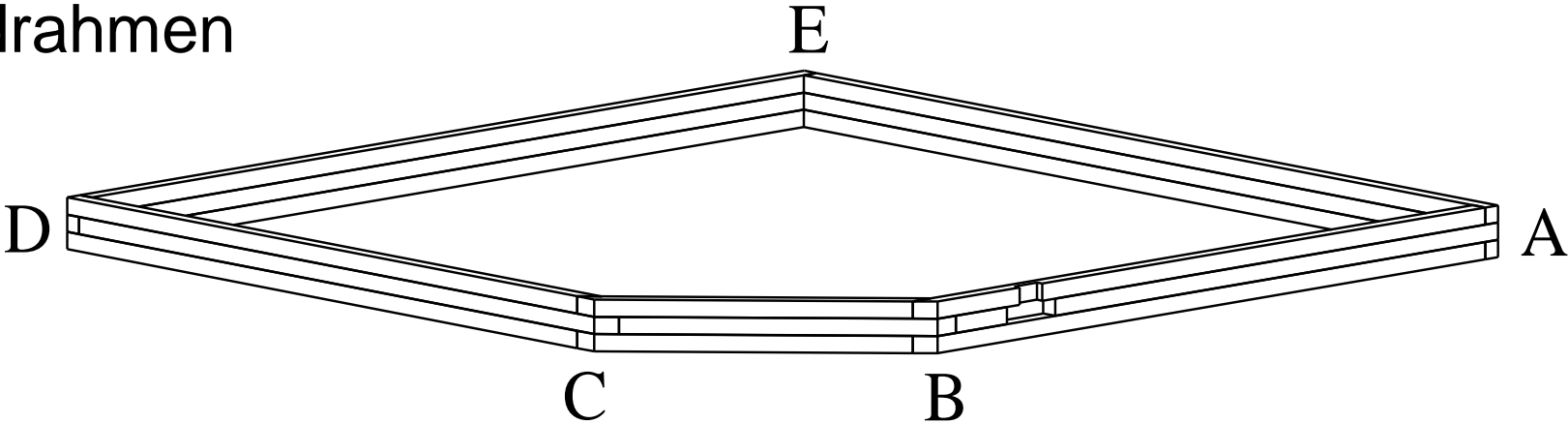
Schnitt


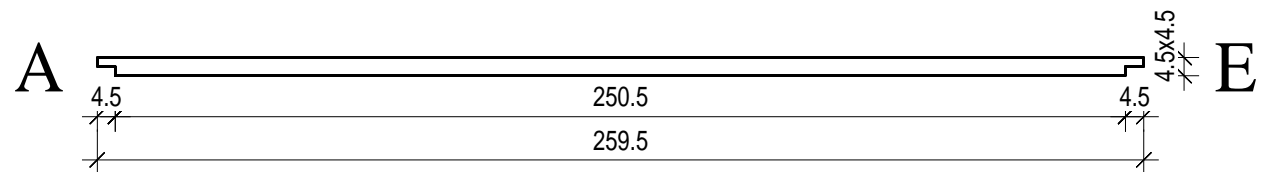



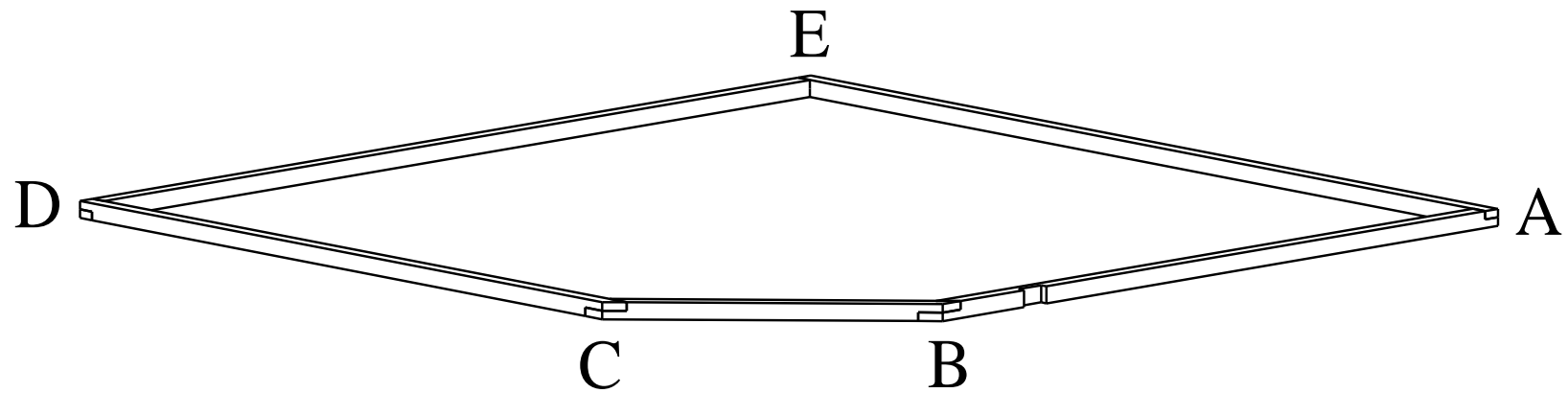


Architectural floor plan of a rectangular building. The plan shows a large central hall with a grid of rooms. The overall dimensions are 262.7 units by 199.5 units. The plan includes the following labels and dimensions:

- Top Wall:** Dimensions 8.1, 41.7, 1.0, 50.2, 1.0, 50.2, 1.0, 50.2, 1.0, 50.2, 8.1. Room numbers 10, 11, 12, 13, 14 are indicated along the top.
- Right Wall:** Dimensions 8.1, 50.2, 1.0, 50.2, 1.0, 50.2, 1.0, 50.2, 1.0, 50.2, 8.1. Room numbers 15, 16, 17, 18, 19 are indicated along the right.
- Bottom Wall:** Dimensions 4.6, 50.2, 1.0, 50.2, 1.0, 41.7, 1.0, 41.7, 8.1. Room numbers 4, 3, 2, 1 are indicated along the bottom.
- Left Wall:** Dimensions 4.6, 50.2, 1.0, 50.2, 1.0, 50.2, 1.0, 50.2, 1.0, 50.2, 4.6. Room numbers 9, 8, 7, 6 are indicated along the left.
- Internal Dimensions:**
 - Horizontal: 246,5 x 60,0 (twice), 140,0 x 62,0, 140,0 x 80,0, 127,0 x 50,0, 186,5 x 60,0.
 - Vertical: 62.5, 44.0.
- Diagonal Dimensions:** 10.70.4, 67.1, 89.4, 0.610.7.
- Room Labels:** 10, 11, 12, 13, 14, 15, 16, 17, 18, 19, 4, 3, 2, 1, 9, 8, 7, 6.
- Other Labels:** D, E, A, B, C, DSNL-7-4/4b.

Grundrahmen





Dachelemente

